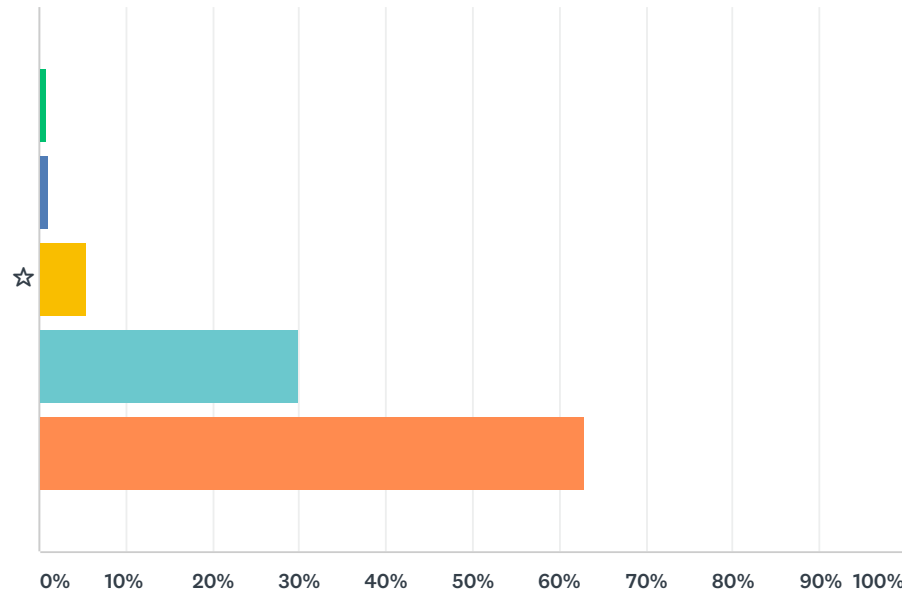


Q1 Overall, how satisfied are you with the Gran Fondo Stelvio Santini event?

Answered: 399 Skipped: 5

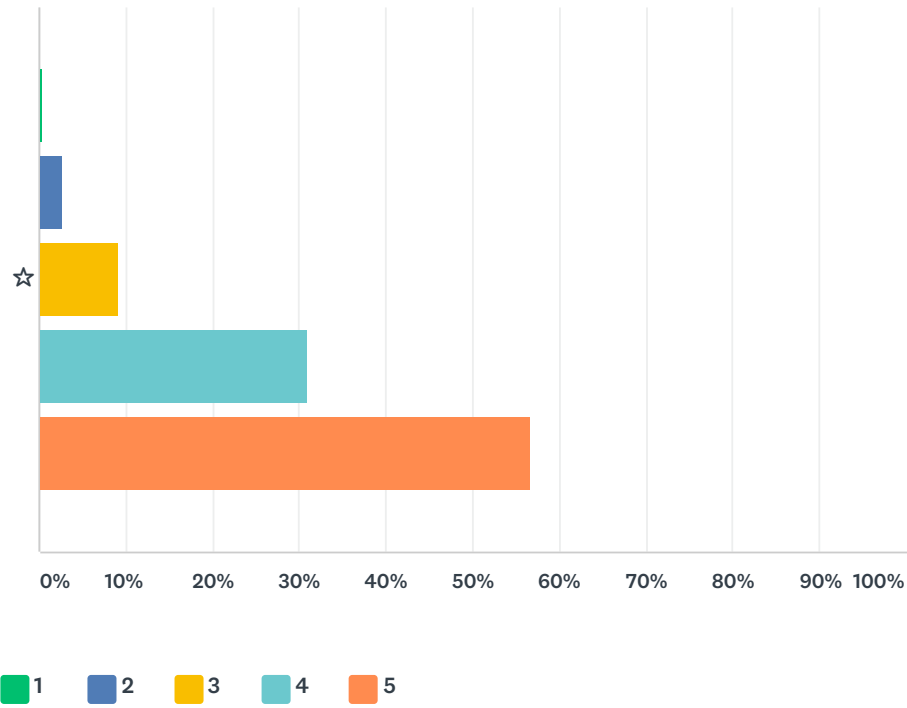


■ 1
 ■ 2
 ■ 3
 ■ 4
 ■ 5

	1	2	3	4	5	TOTAL	WEIGHTED AVERAGE
☆	0.75% 3	1.00% 4	5.51% 22	29.82% 119	62.91% 251	399	4.53

Q2 How efficient did you find the registration system?

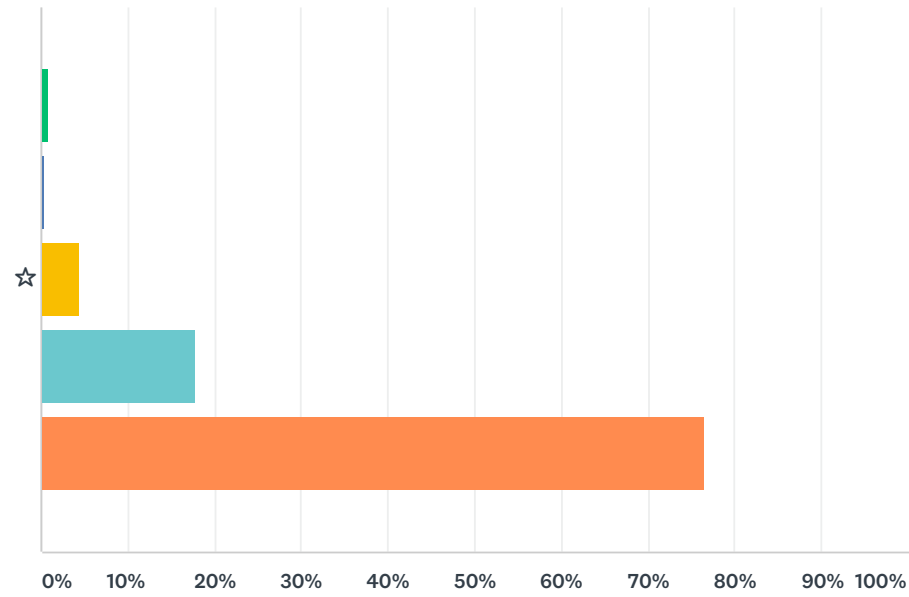
Answered: 401 Skipped: 3



	1	2	3	4	5	TOTAL	WEIGHTED AVERAGE
☆	0.50% 2	2.74% 11	9.23% 37	30.92% 124	56.61% 227	401	4.40

Q3 How did you find the race organization?

Answered: 401 Skipped: 3

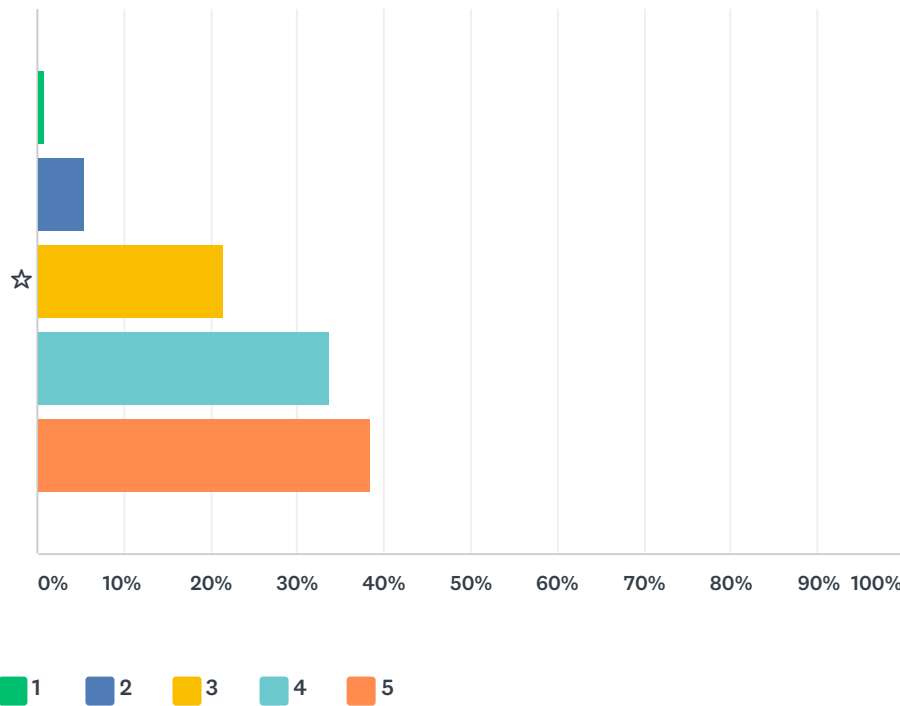


■ 1
 ■ 2
 ■ 3
 ■ 4
 ■ 5

	1	2	3	4	5	TOTAL	WEIGHTED AVERAGE
☆	0.75% 3	0.50% 2	4.49% 18	17.71% 71	76.56% 307	401	4.69

Q4 From 0 to 5, how would you rate the promotional items in the race pack?

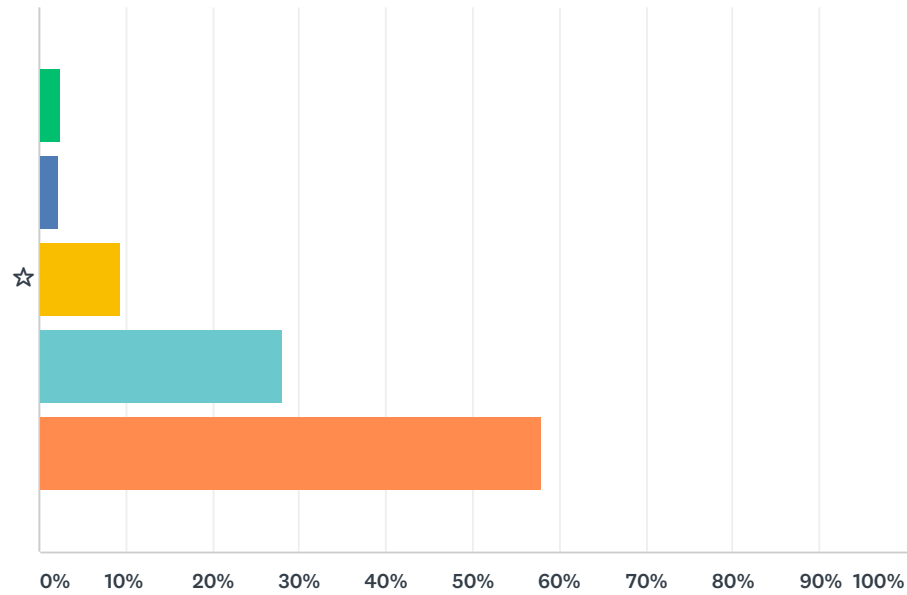
Answered: 403 Skipped: 1



	1	2	3	4	5	TOTAL	WEIGHTED AVERAGE
☆	0.74% 3	5.46% 22	21.59% 87	33.75% 136	38.46% 155	403	4.04

Q5 From 0 to 5, how would you rate the Gran Fondo 2019 jersey?

Answered: 404 Skipped: 0

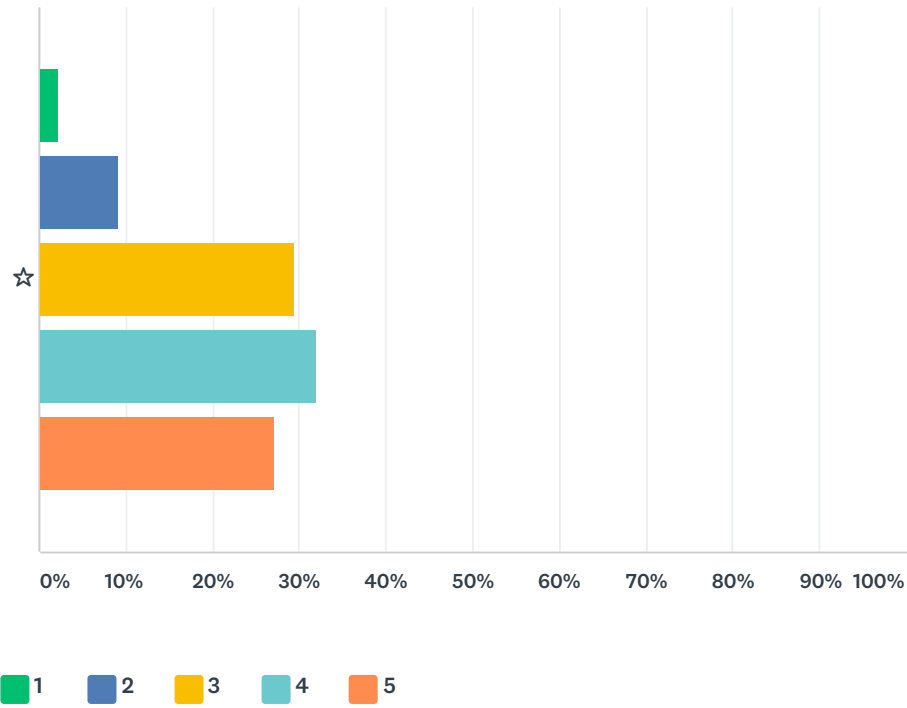


■ 1
 ■ 2
 ■ 3
 ■ 4
 ■ 5

	1	2	3	4	5	TOTAL	WEIGHTED AVERAGE
☆	2.48% 10	2.23% 9	9.41% 38	27.97% 113	57.92% 234	404	4.37

Q6 From 0 to 5, how would you rate the expo village?

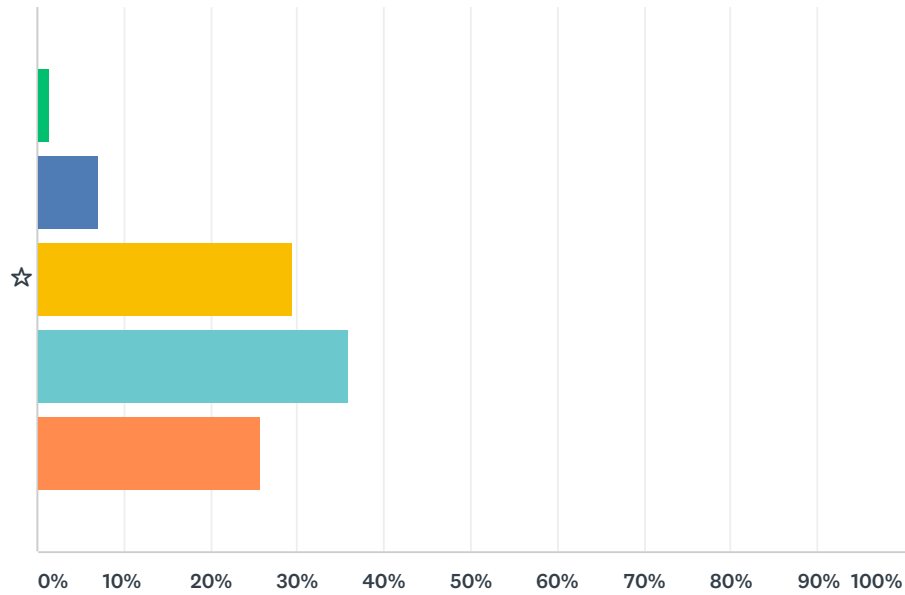
Answered: 398 Skipped: 6



	1	2	3	4	5	TOTAL	WEIGHTED AVERAGE
☆	2.26% 9	9.30% 37	29.40% 117	31.91% 127	27.14% 108	398	3.72

Q7 From 0 to 5, how would you rate the entertainment during the weekend (music and speakers)?

Answered: 391 Skipped: 13

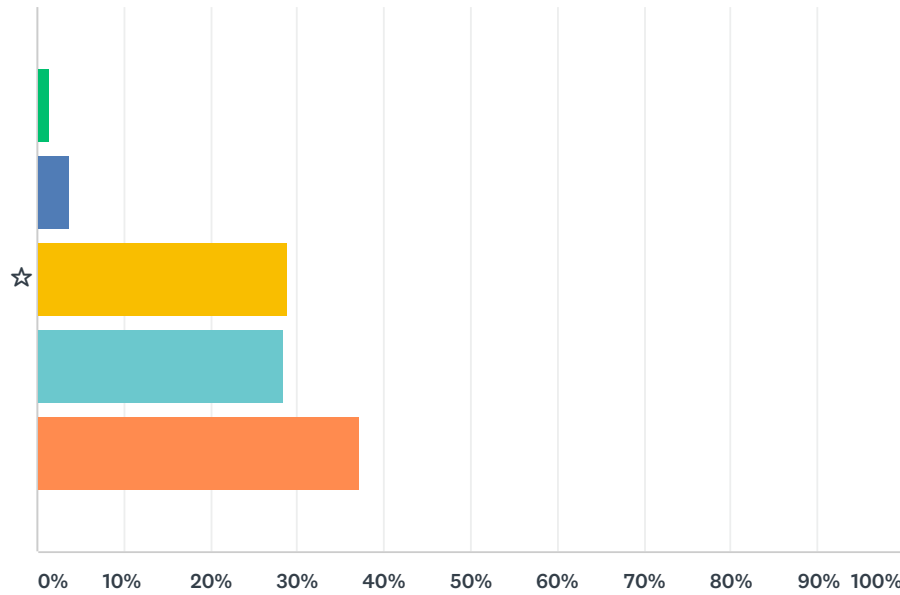


■ 1
 ■ 2
 ■ 3
 ■ 4
 ■ 5

	1	2	3	4	5	TOTAL	WEIGHTED AVERAGE
☆	1.53% 6	7.16% 28	29.41% 115	36.06% 141	25.83% 101	391	3.77

Q8 From 0 to 5, how would you rate the STELVIO KIDS entertainment service for children?

Answered: 319 Skipped: 85

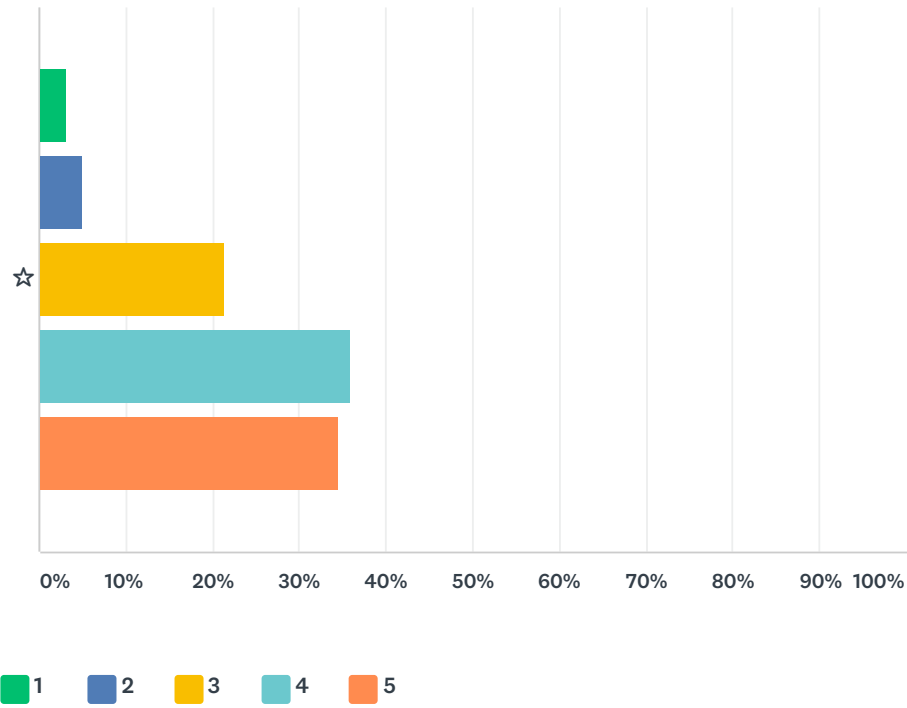


■ 1
 ■ 2
 ■ 3
 ■ 4
 ■ 5

	1	2	3	4	5	TOTAL	WEIGHTED AVERAGE
☆	1.57% 5	3.76% 12	28.84% 92	28.53% 91	37.30% 119	319	3.96

Q9 From 0 to 5, how would you rate the pre-race briefing?

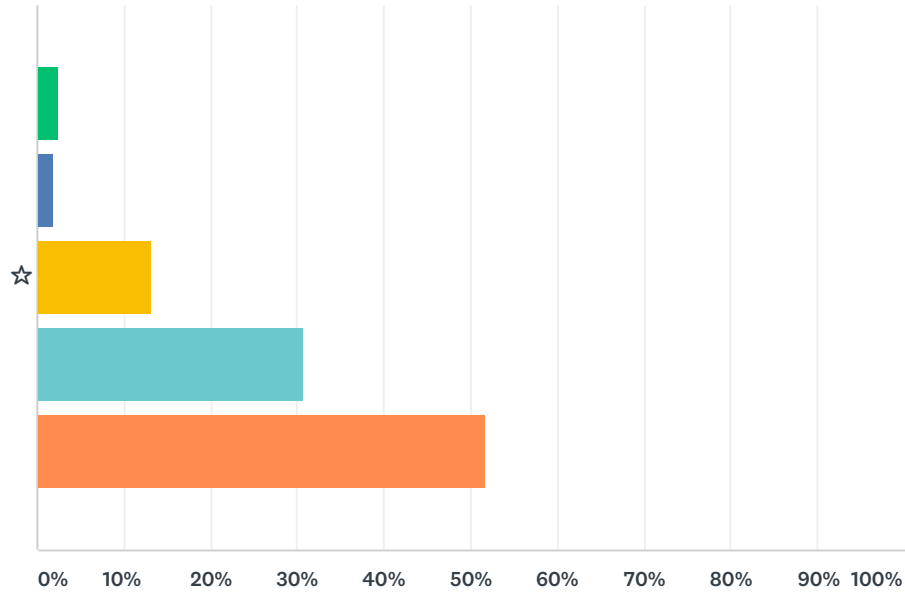
Answered: 356 Skipped: 48



	1	2	3	4	5	TOTAL	WEIGHTED AVERAGE
☆	3.09% 11	5.06% 18	21.35% 76	35.96% 128	34.55% 123	356	3.94

Q10 From 0 to 5, how would you rate the signature sheet?

Answered: 385 Skipped: 19

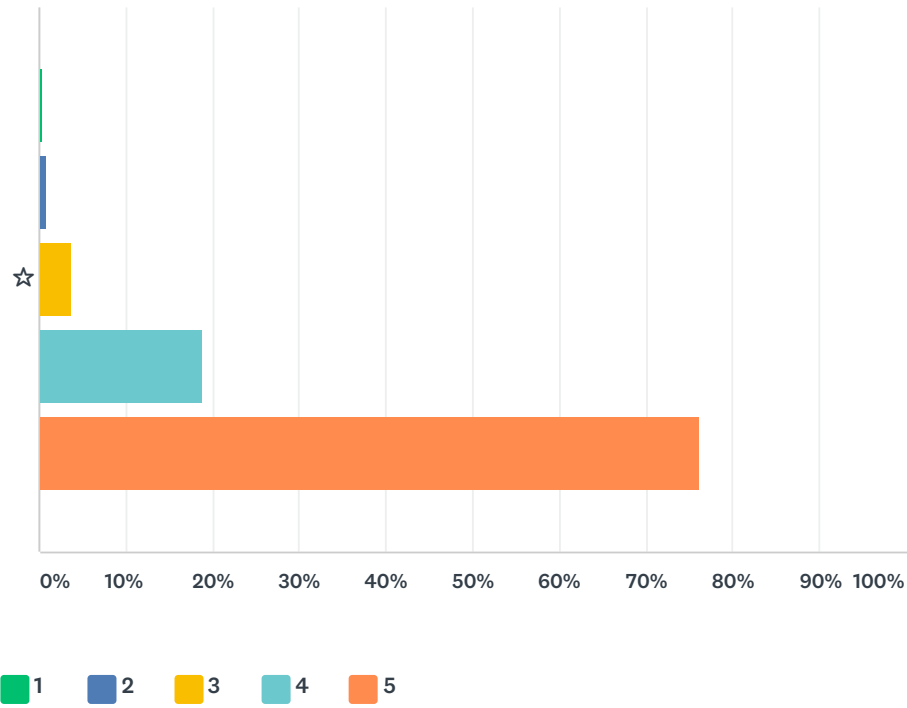


■ 1
 ■ 2
 ■ 3
 ■ 4
 ■ 5

	1	2	3	4	5	TOTAL	WEIGHTED AVERAGE
☆	2.60% 10	1.82% 7	13.25% 51	30.65% 118	51.69% 199	385	4.27

Q11 From 0 to 5, how would you rate the staff 's helpfulness?

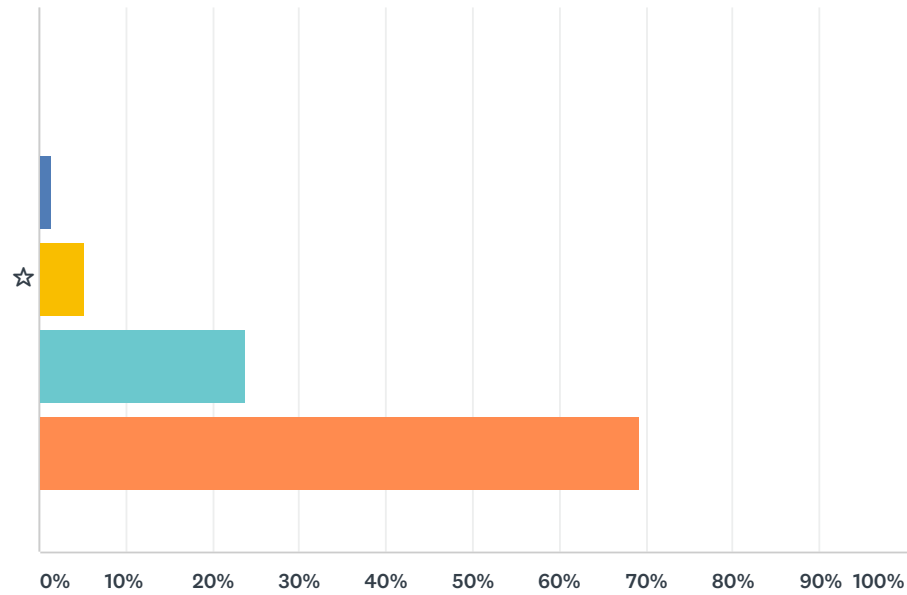
Answered: 399 Skipped: 5



	1	2	3	4	5	TOTAL	WEIGHTED AVERAGE
☆	0.50%	0.75%	3.76%	18.80%	76.19%	399	4.69
	2	3	15	75	304		

Q12 From 0 to 5, how would you rate the safety on the routes?

Answered: 400 Skipped: 4

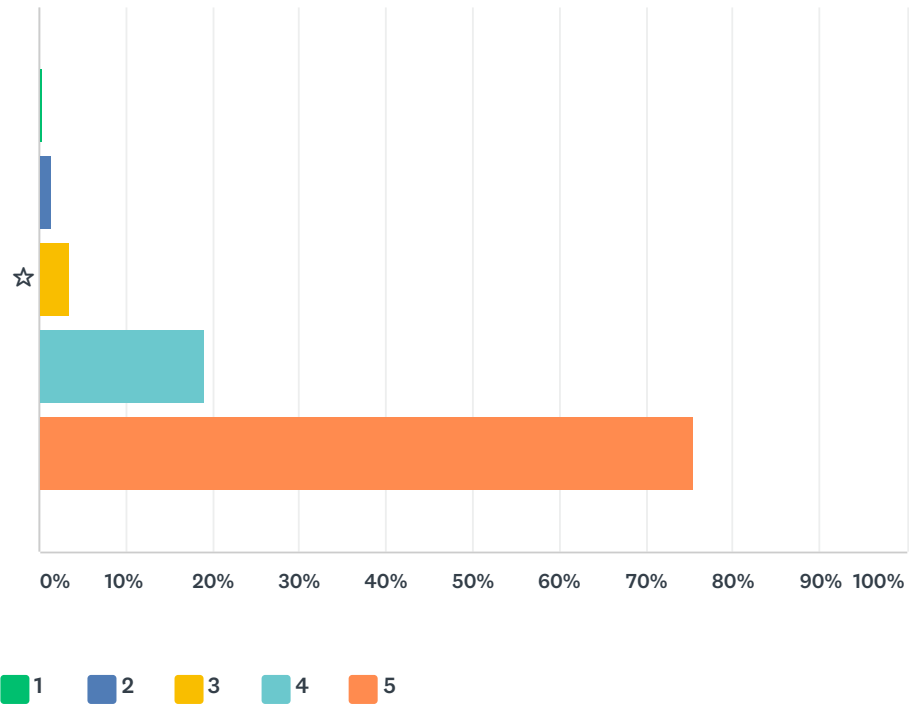


■ 1
 ■ 2
 ■ 3
 ■ 4
 ■ 5

	1	2	3	4	5	TOTAL	WEIGHTED AVERAGE
☆	0.25% 1	1.50% 6	5.25% 21	23.75% 95	69.25% 277	400	4.60

Q13 From 0 to 5, how would you rate the refreshment points?

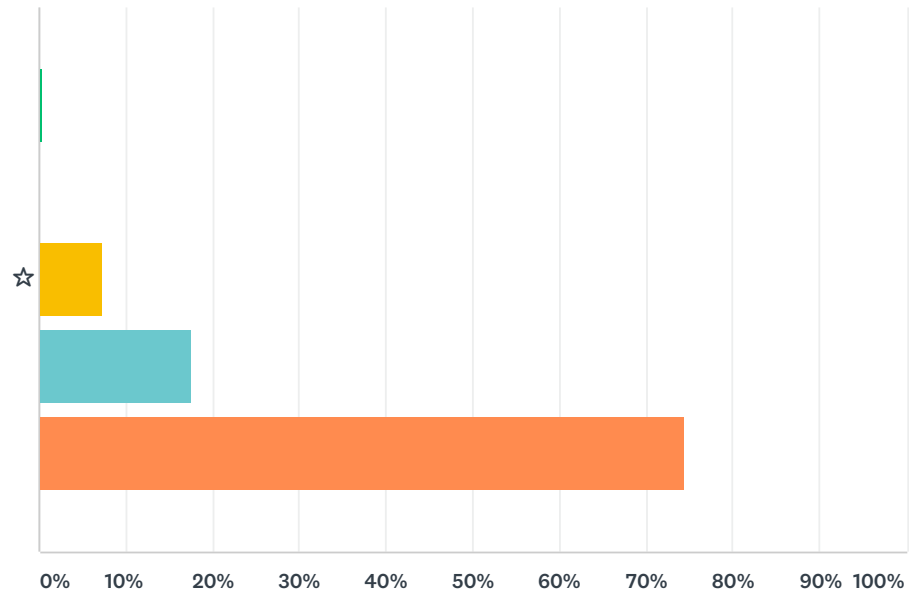
Answered: 400 Skipped: 4



	1	2	3	4	5	TOTAL	WEIGHTED AVERAGE
☆	0.50%	1.50%	3.50%	19.00%	75.50%	400	4.67
	2	6	14	76	302		

Q14 From 0 to 5, how would you rate the Green Areas?

Answered: 399 Skipped: 5

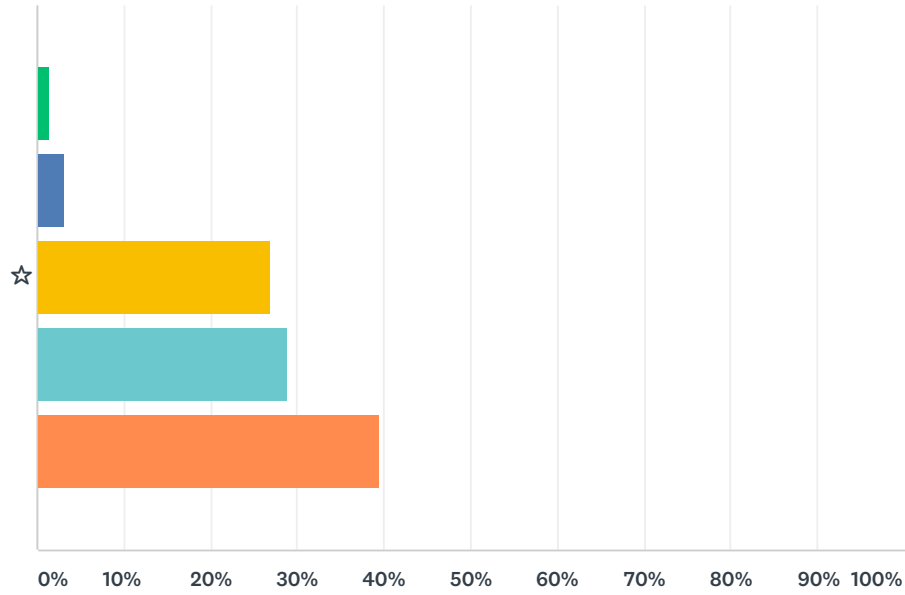


■ 1
 ■ 2
 ■ 3
 ■ 4
 ■ 5

	1	2	3	4	5	TOTAL	WEIGHTED AVERAGE
☆	0.50% 2	0.25% 1	7.27% 29	17.54% 70	74.44% 297	399	4.65

Q15 From 0 to 5, how would you rate the awards ceremony?

Answered: 329 Skipped: 75

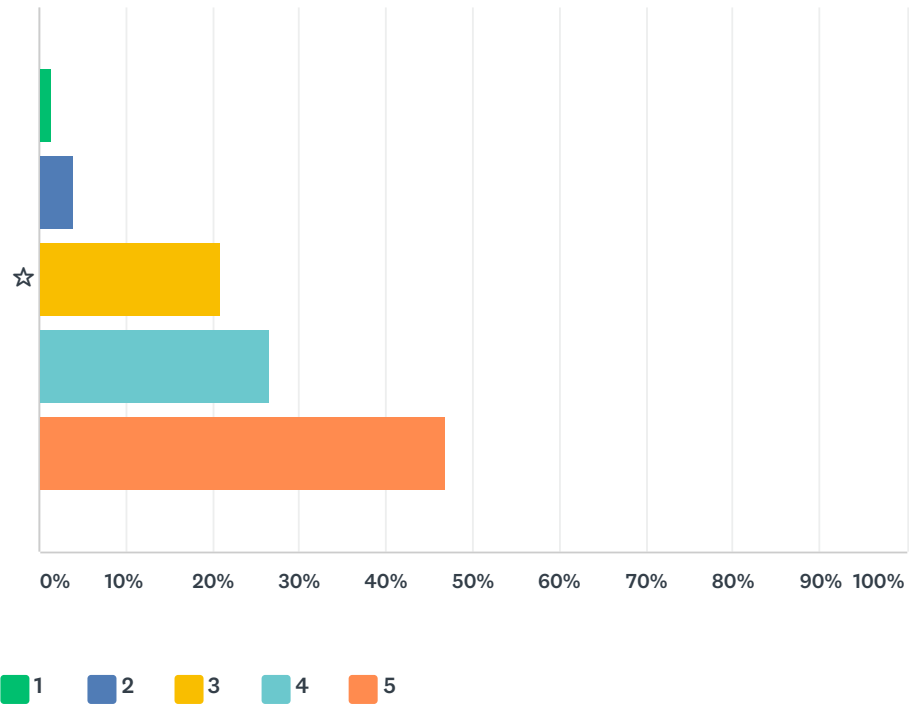


■ 1
 ■ 2
 ■ 3
 ■ 4
 ■ 5

	1	2	3	4	5	TOTAL	WEIGHTED AVERAGE
☆	1.52% 5	3.04% 10	27.05% 89	28.88% 95	39.51% 130	329	4.02

Q16 From 0 to 5, how would you rate the pasta party?

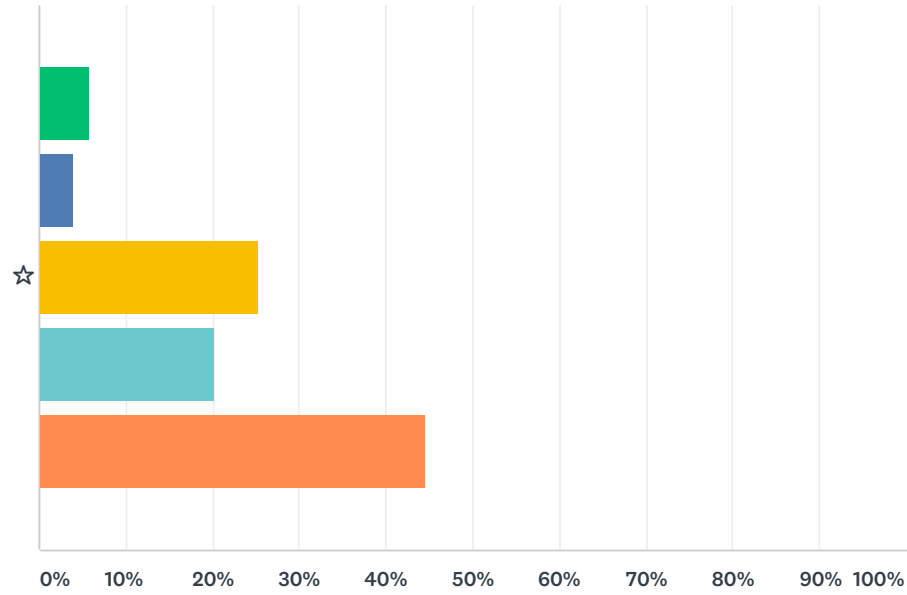
Answered: 345 Skipped: 59



	1	2	3	4	5	TOTAL	WEIGHTED AVERAGE
☆	1.45% 5	4.06% 14	20.87% 72	26.67% 92	46.96% 162	345	4.14

Q17 From 0 to 5, how would you rate the SHORT route?

Answered: 222 Skipped: 182

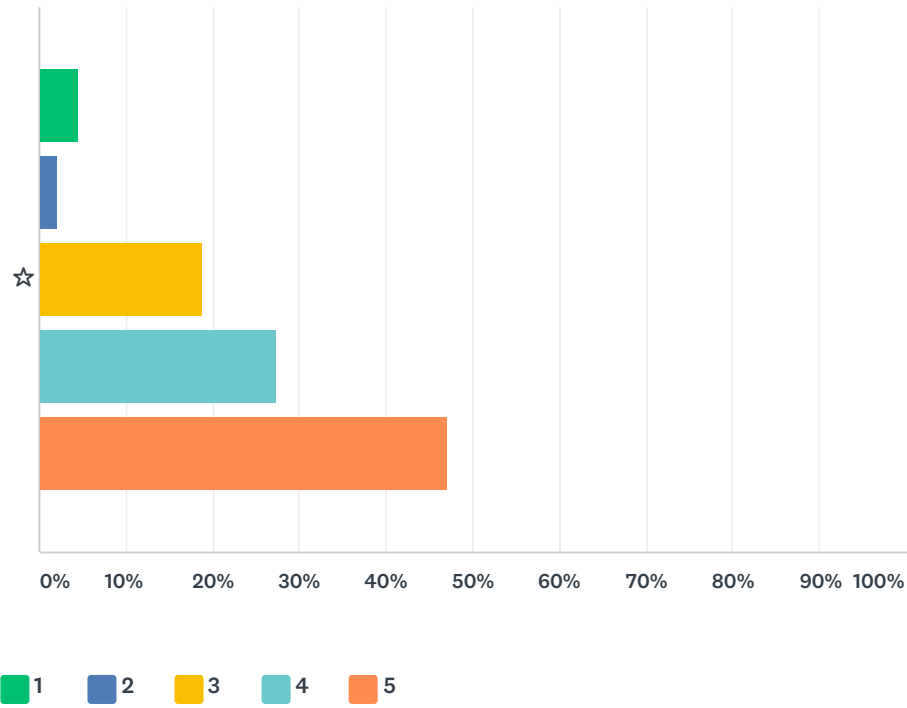


■ 1
 ■ 2
 ■ 3
 ■ 4
 ■ 5

	1	2	3	4	5	TOTAL	WEIGHTED AVERAGE
☆	5.86% 13	4.05% 9	25.23% 56	20.27% 45	44.59% 99	222	3.94

Q18 From 0 to 5, how would you rate the MEDIUM route?

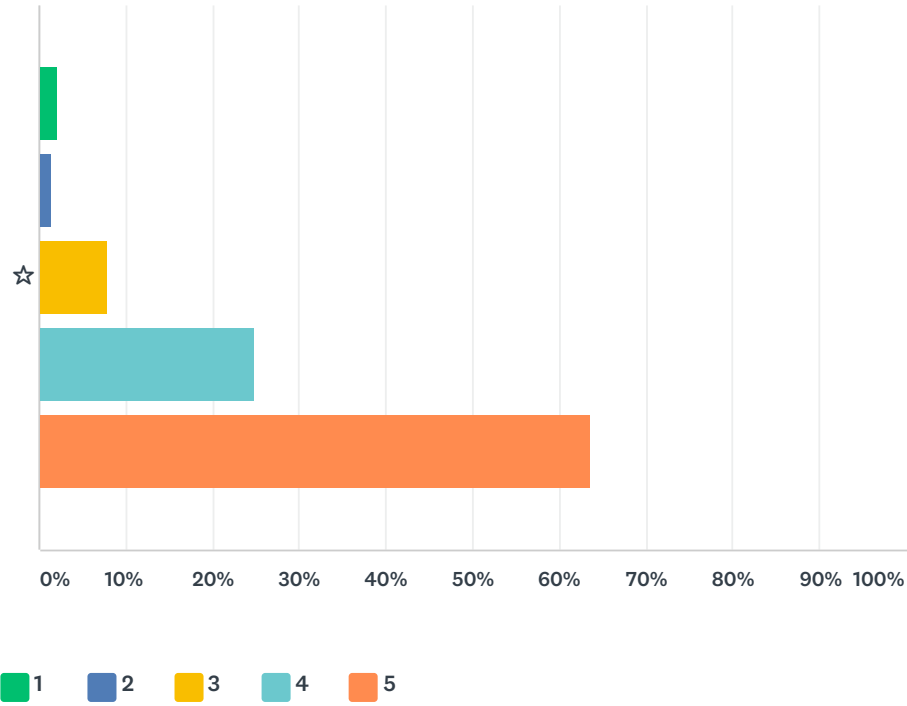
Answered: 238 Skipped: 166



	1	2	3	4	5	TOTAL	WEIGHTED AVERAGE
☆	4.62% 11	2.10% 5	18.91% 45	27.31% 65	47.06% 112	238	4.10

Q19 From 0 to 5, how would you rate the LONG route?

Answered: 338 Skipped: 66



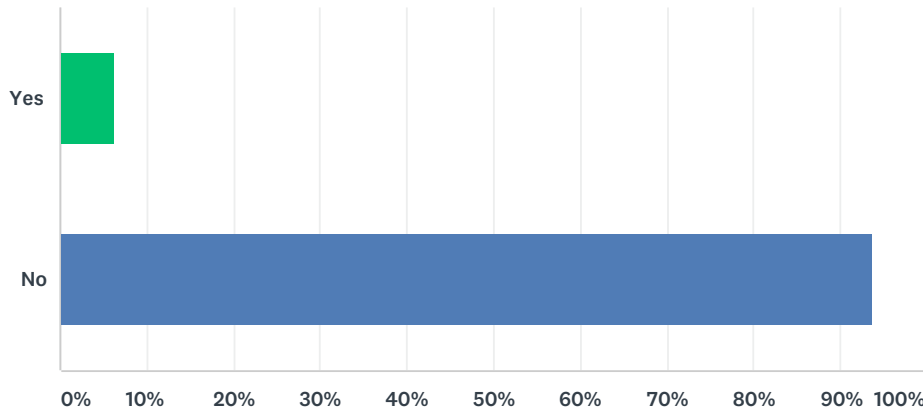
	1	2	3	4	5	TOTAL	WEIGHTED AVERAGE
☆	2.07% 7	1.48% 5	7.99% 27	24.85% 84	63.61% 215	338	4.46

Q20 Leave a personal comment about the routes.

Answered: 224 Skipped: 180

Q21 Did you need mechanical assistance?

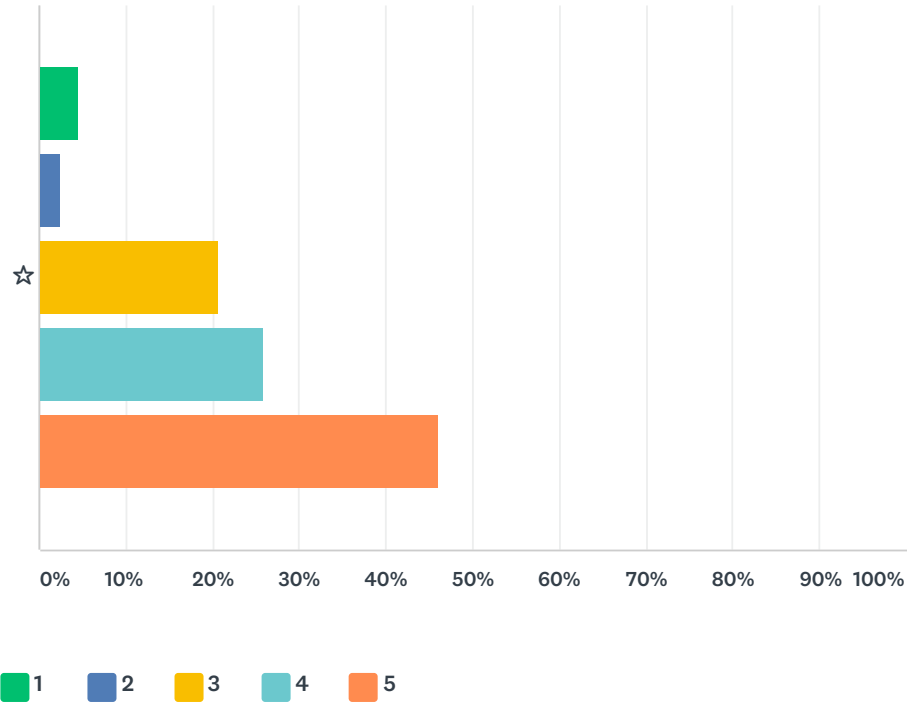
Answered: 395 Skipped: 9



ANSWER CHOICES	RESPONSES	
Yes	6.33%	25
No	93.67%	370
Total Respondents: 395		

Q22 From 0 to 5, how would you rate the mechanical assistance service?

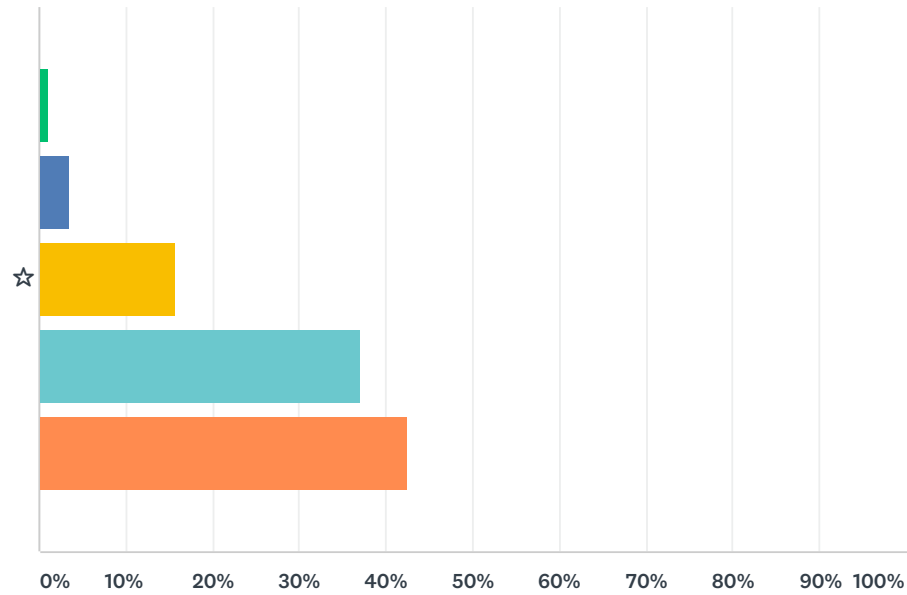
Answered: 193 Skipped: 211



	1	2	3	4	5	TOTAL	WEIGHTED AVERAGE
☆	4.66% 9	2.59% 5	20.73% 40	25.91% 50	46.11% 89	193	4.06

Q23 From 0 to 5, how would you rate communication about Gran Fondo Stelvio Santini?

Answered: 388 Skipped: 16

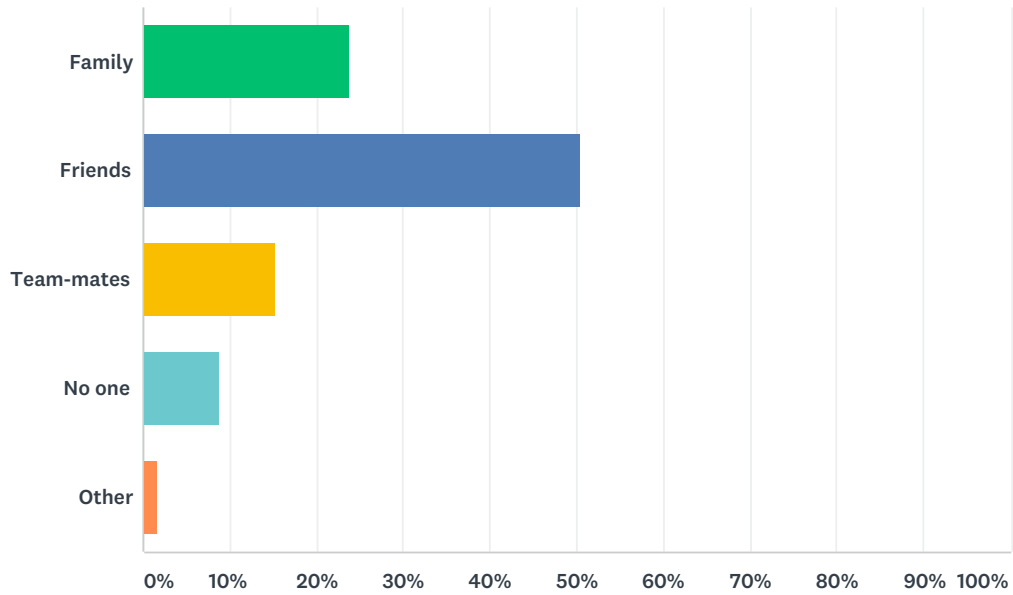


■ 1
 ■ 2
 ■ 3
 ■ 4
 ■ 5

	1	2	3	4	5	TOTAL	WEIGHTED AVERAGE
☆	1.03% 4	3.61% 14	15.72% 61	37.11% 144	42.53% 165	388	4.16

Q24 Who does usually accompany you to your races?

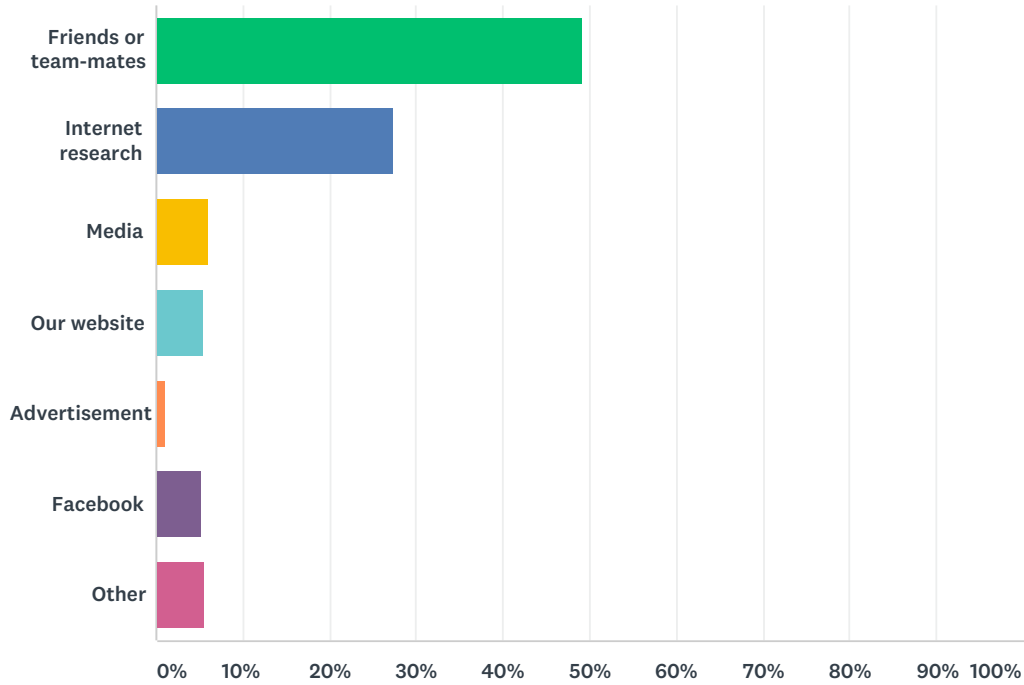
Answered: 401 Skipped: 3



ANSWER CHOICES	RESPONSES	
Family	23.94%	96
Friends	50.37%	202
Team-mates	15.21%	61
No one	8.73%	35
Other	1.75%	7
TOTAL		401

Q25 How did you learn about our event?

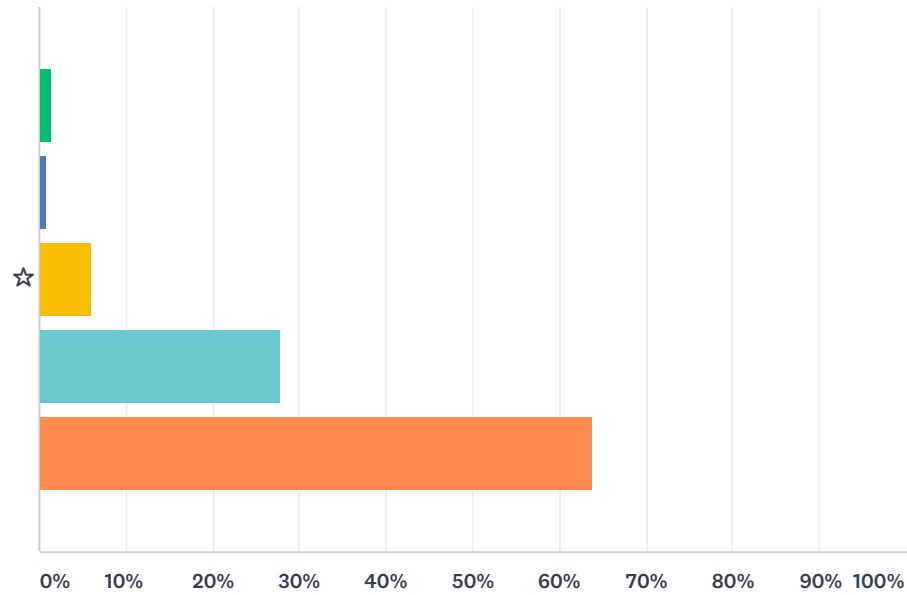
Answered: 401 Skipped: 3



ANSWER CHOICES	RESPONSES	
Friends or team-mates	49.13%	197
Internet research	27.43%	110
Media	5.99%	24
Our website	5.49%	22
Advertisement	1.00%	4
Facebook	5.24%	21
Other	5.74%	23
TOTAL		401

Q26 From 0 to 5, how much did Granfondo Stelvio Santini meet your expectations?

Answered: 398 Skipped: 6

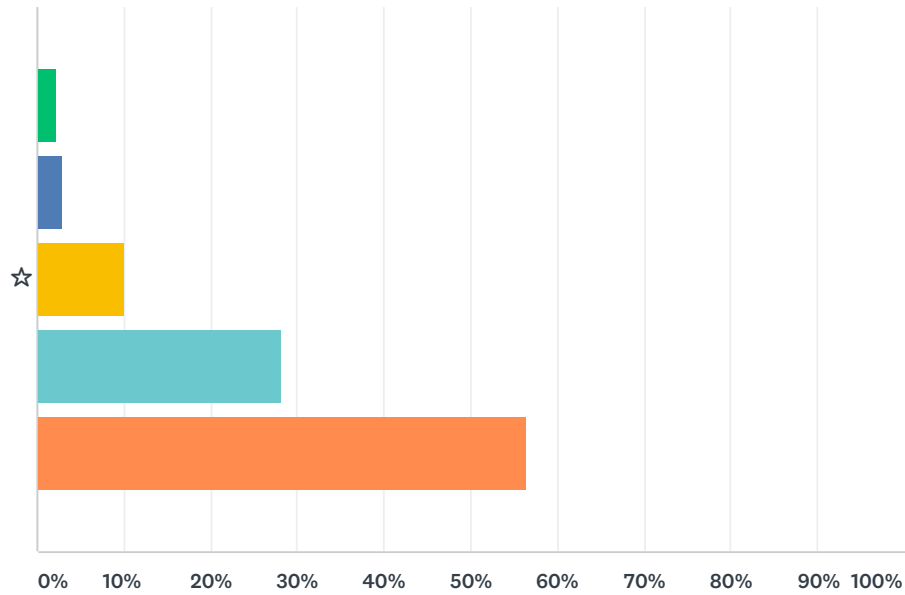


■ 1
 ■ 2
 ■ 3
 ■ 4
 ■ 5

	1	2	3	4	5	TOTAL	WEIGHTED AVERAGE
☆	1.51% 6	0.75% 3	6.03% 24	27.89% 111	63.82% 254	398	4.52

Q27 From 0 to 5 (very unlikely/very likely) how likely are you to take part in future editions of our event?

Answered: 398 Skipped: 6

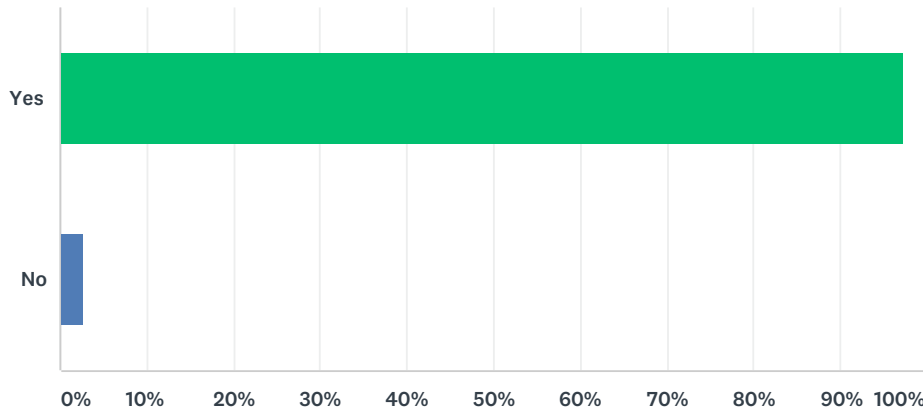


■ 1
 ■ 2
 ■ 3
 ■ 4
 ■ 5

	1	2	3	4	5	TOTAL	WEIGHTED AVERAGE
☆	2.26% 9	3.02% 12	10.05% 40	28.14% 112	56.53% 225	398	4.34

Q28 Would you recommend Gran Fondo Stelvio Santini to a friend?

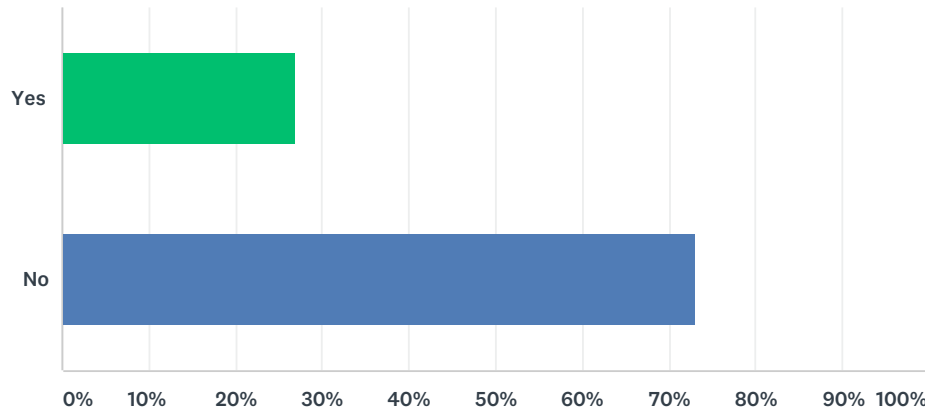
Answered: 400 Skipped: 4



ANSWER CHOICES	RESPONSES	
Yes	97.25%	389
No	2.75%	11
TOTAL		400

Q29 Did you know about World Bicycle Relief before this event?

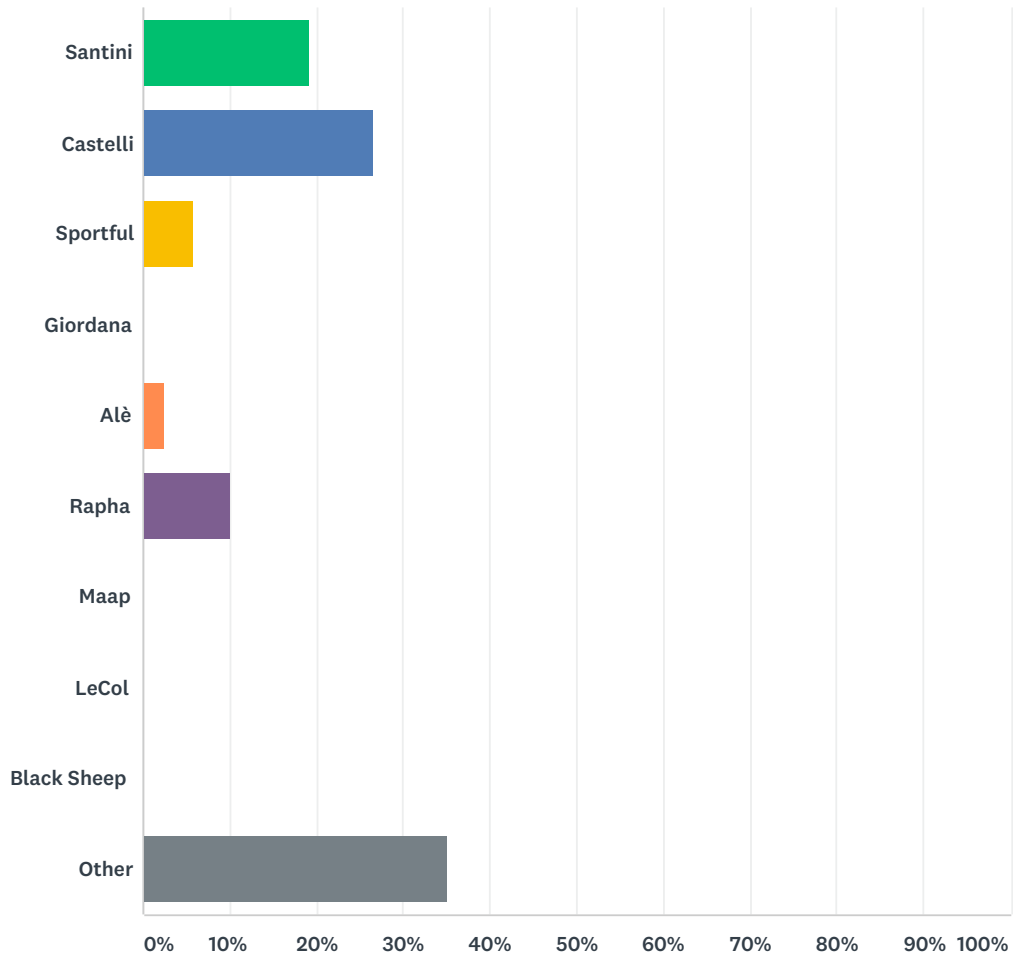
Answered: 397 Skipped: 7



ANSWER CHOICES	RESPONSES	
Yes	26.95%	107
No	73.05%	290
TOTAL		397

Q30 Which clothing brand do you usually wear?

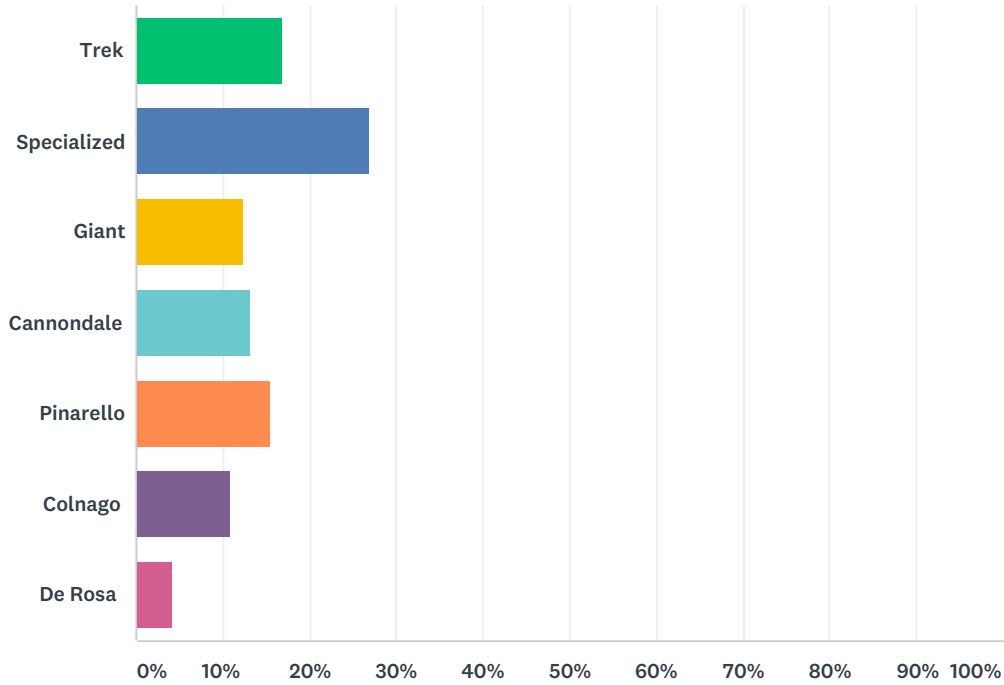
Answered: 395 Skipped: 9



ANSWER CHOICES	RESPONSES	
Santini	19.24%	76
Castelli	26.58%	105
Sportful	5.82%	23
Giordana	0.00%	0
Alè	2.53%	10
Rapha	10.13%	40
Maap	0.00%	0
LeCol	0.25%	1
Black Sheep	0.25%	1
Other	35.19%	139
TOTAL		395

Q31 Which bicycle do you ride?

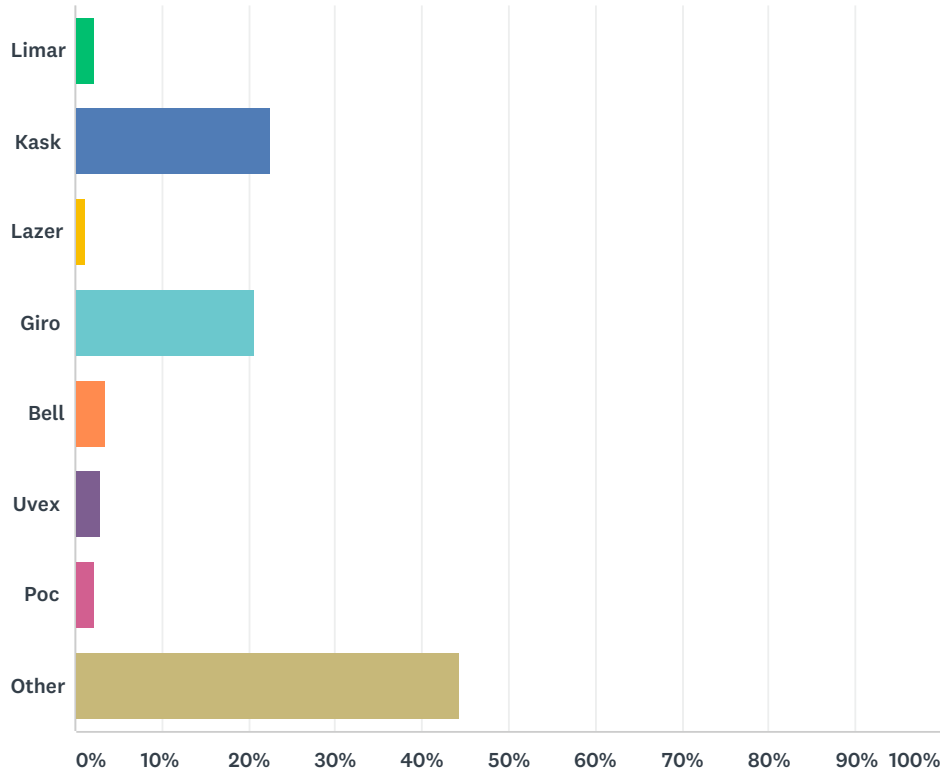
Answered: 219 Skipped: 185



ANSWER CHOICES	RESPONSES	
Trek	16.89%	37
Specialized	26.94%	59
Giant	12.33%	27
Cannondale	13.24%	29
Pinarello	15.53%	34
Colnago	10.96%	24
De Rosa	4.11%	9
TOTAL		219

Q32 Which bike helmet do you use?

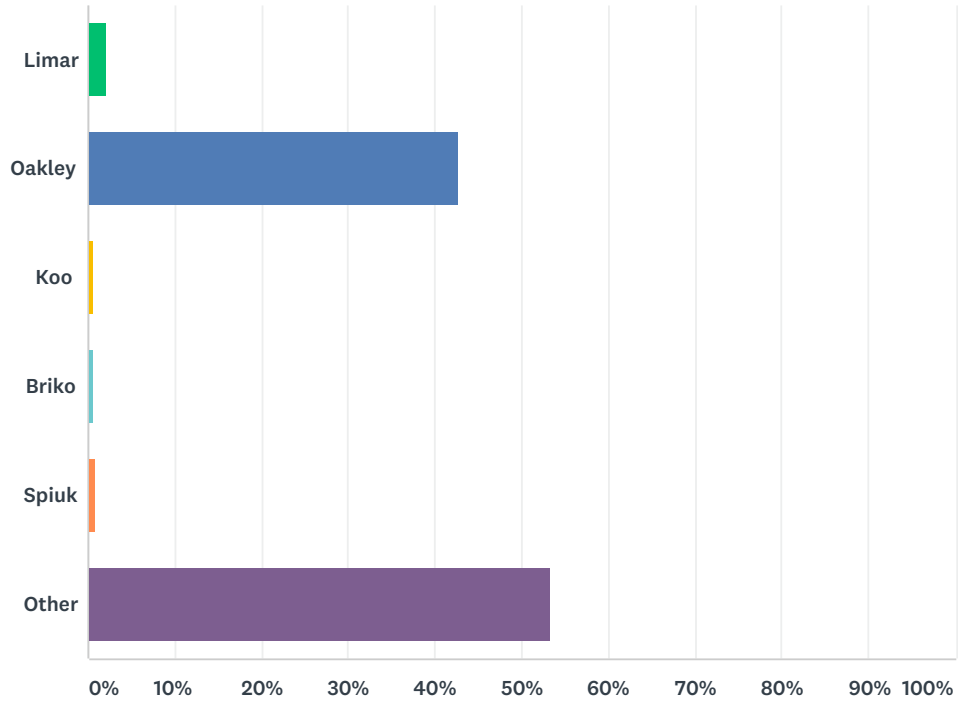
Answered: 388 Skipped: 16



ANSWER CHOICES	RESPONSES
Limar	2.32% 9
Kask	22.68% 88
Lazer	1.29% 5
Giro	20.62% 80
Bell	3.61% 14
Uvex	2.84% 11
Poc	2.32% 9
Other	44.33% 172
TOTAL	388

Q33 Which brand of bike goggles do you use?

Answered: 378 Skipped: 26



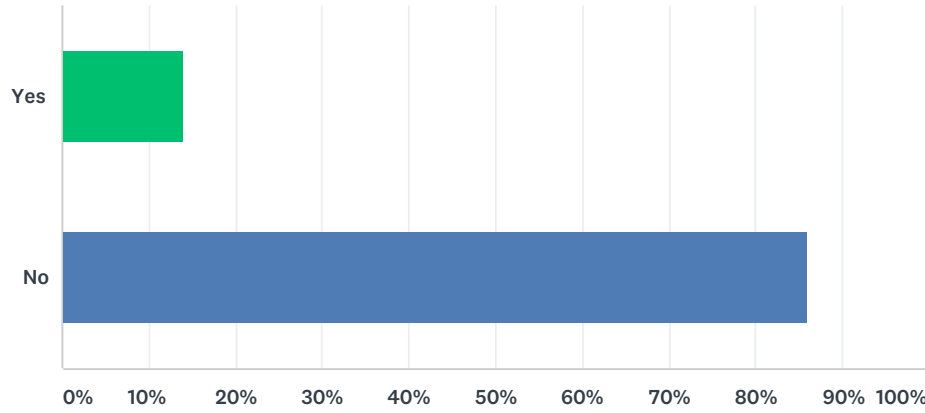
ANSWER CHOICES	RESPONSES	
Limar	2.12%	8
Oakley	42.59%	161
Koo	0.53%	2
Briko	0.53%	2
Spiuk	0.79%	3
Other	53.44%	202
TOTAL		378

Q34 Which radio station do you listen to during your training sessions?

Answered: 167 Skipped: 237

Q35 Have you ever been to a QC Terme spa?

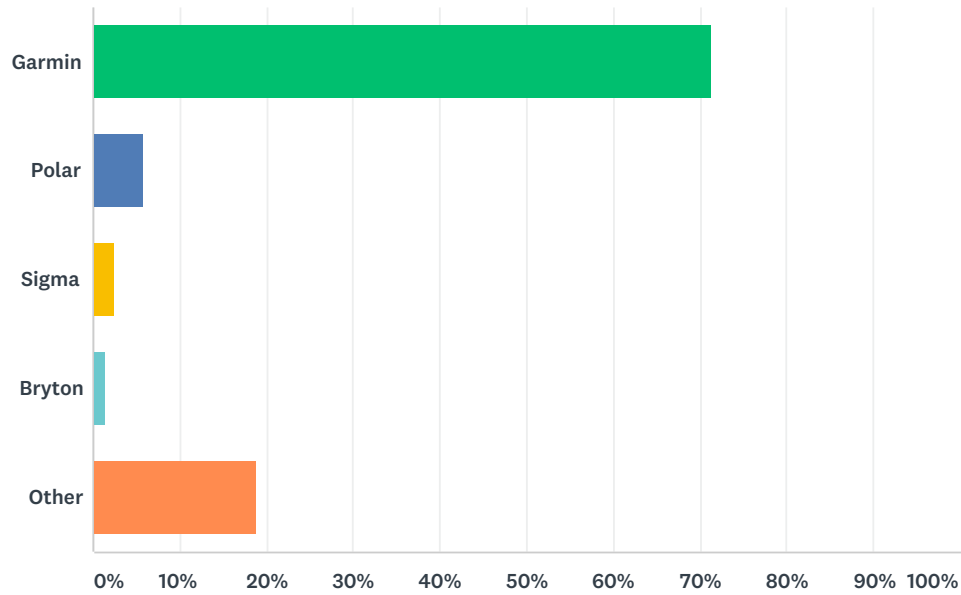
Answered: 387 Skipped: 17



ANSWER CHOICES	RESPONSES	
Yes	13.95%	54
No	86.05%	333
TOTAL		387

Q36 Which cyclocomputer brand do you use?

Answered: 393 Skipped: 11



ANSWER CHOICES	RESPONSES
Garmin	71.25% 280
Polar	5.85% 23
Sigma	2.54% 10
Bryton	1.53% 6
Other	18.83% 74
TOTAL	393