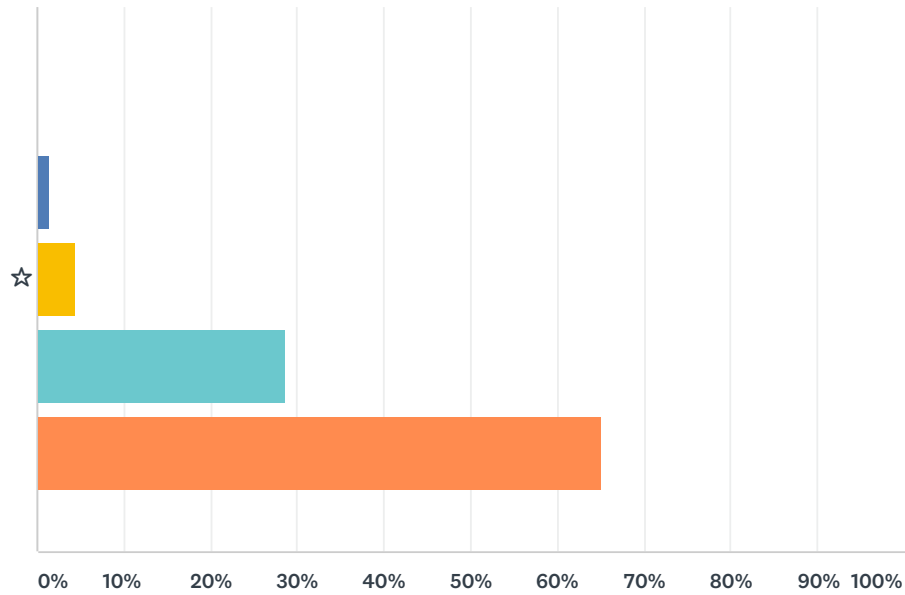


Q1 Nel complesso, quanto sei soddisfatto dell'evento Gran Fondo Stelvio Santini?

Answered: 450 Skipped: 1

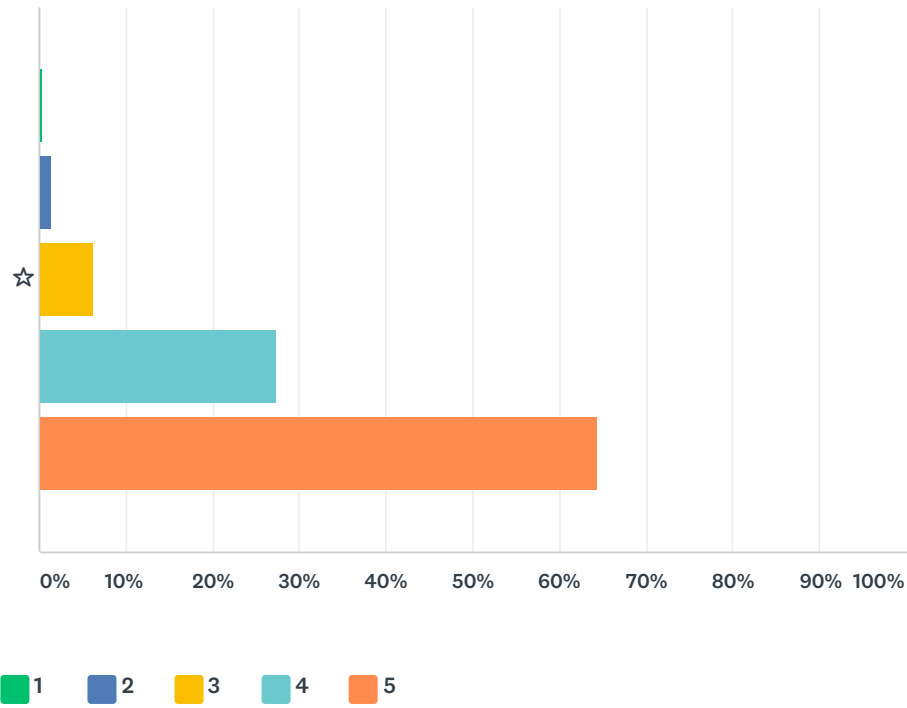


■ 1
 ■ 2
 ■ 3
 ■ 4
 ■ 5

	1	2	3	4	5	TOTAL	WEIGHTED AVERAGE
☆	0.22% 1	1.56% 7	4.44% 20	28.67% 129	65.11% 293	450	4.57

Q2 Come ti sei trovato con il sistema di iscrizione?

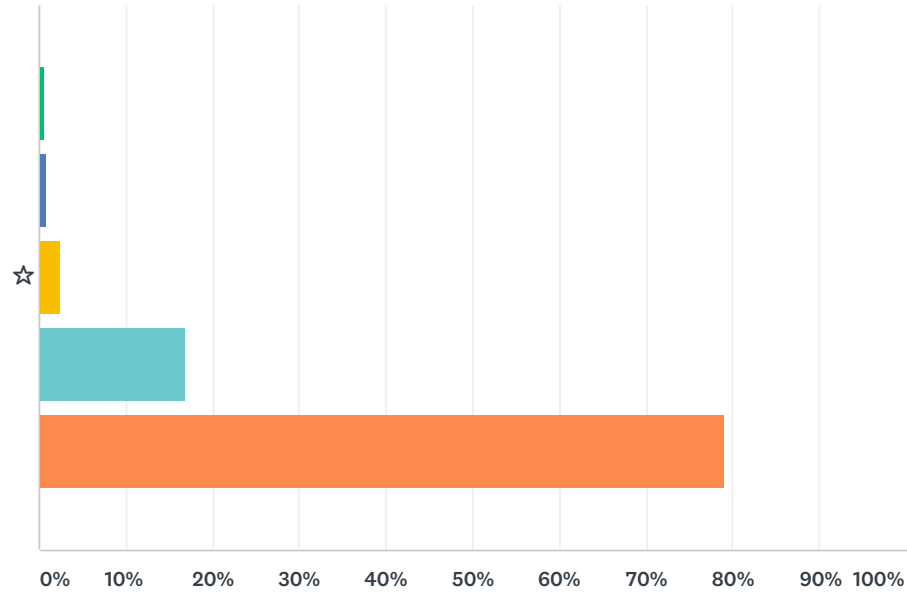
Answered: 450 Skipped: 1



	1	2	3	4	5	TOTAL	WEIGHTED AVERAGE
☆	0.44% 2	1.56% 7	6.22% 28	27.33% 123	64.44% 290	450	4.54

Q3 Con l'organizzazione della gara?

Answered: 450 Skipped: 1

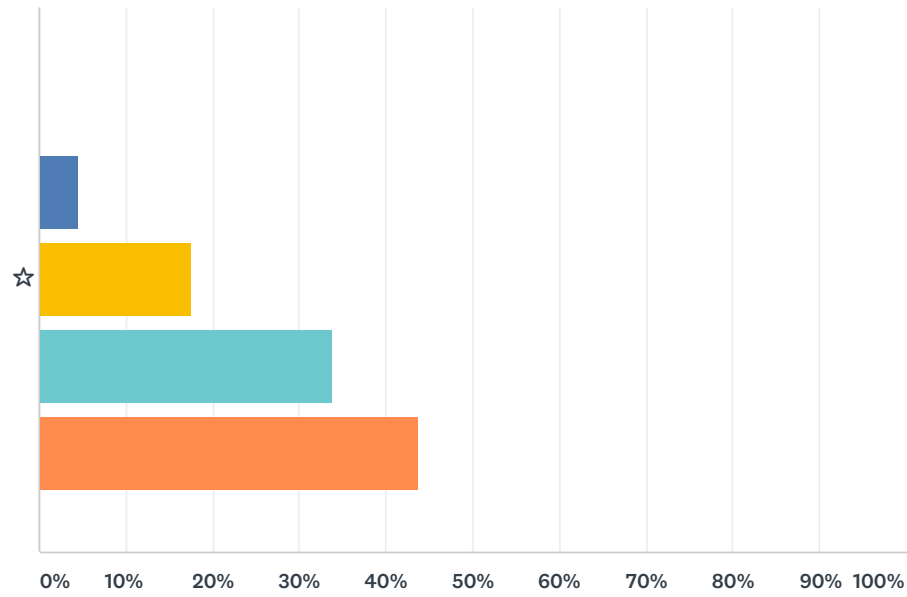


■ 1
 ■ 2
 ■ 3
 ■ 4
 ■ 5

	1	2	3	4	5	TOTAL	WEIGHTED AVERAGE
☆	0.67% 3	0.89% 4	2.44% 11	16.89% 76	79.11% 356	450	4.73

Q4 Esprimi un giudizio da 0 a 5 su: gadgets del pacco gara

Answered: 451 Skipped: 0

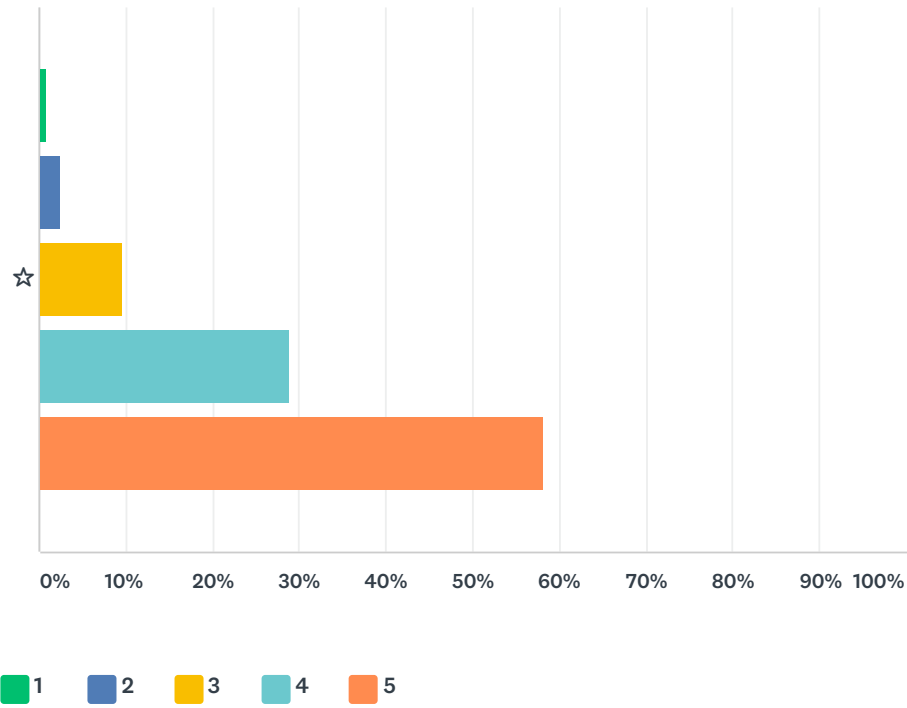


■ 1
 ■ 2
 ■ 3
 ■ 4
 ■ 5

	1	2	3	4	5	TOTAL	WEIGHTED AVERAGE
☆	0.22% 1	4.66% 21	17.52% 79	33.92% 153	43.68% 197	451	4.16

Q5 Esprimi un giudizio da 0 a 5: maglia della Gran Fondo 2019

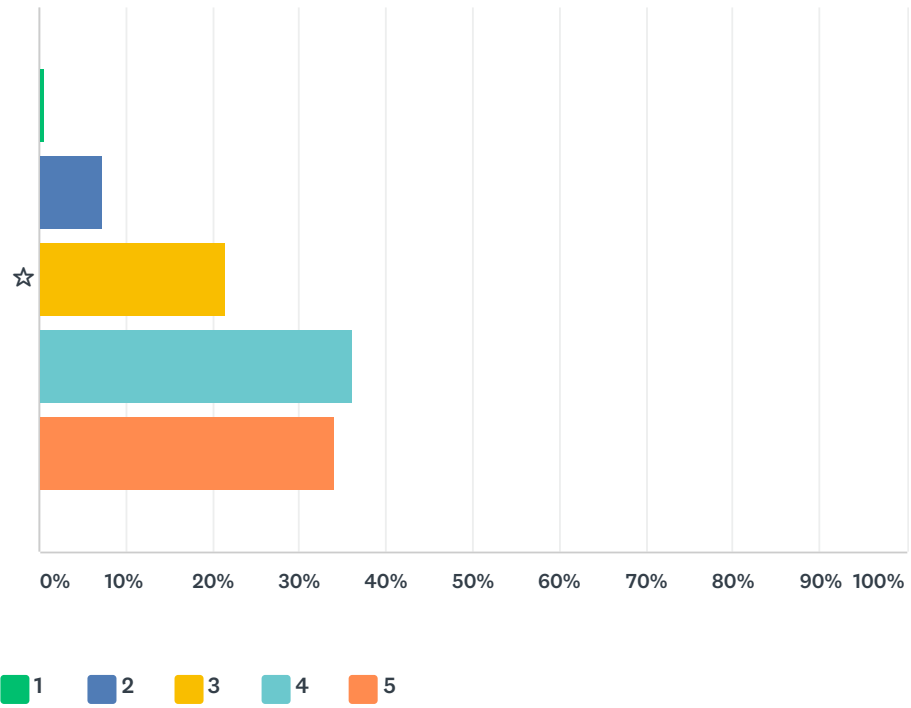
Answered: 449 Skipped: 2



	1	2	3	4	5	TOTAL	WEIGHTED AVERAGE
☆	0.89%	2.45%	9.58%	28.95%	58.13%	449	4.41
	4	11	43	130	261		

Q6 Esprimi un giudizio da 0 a 5: villaggio expo

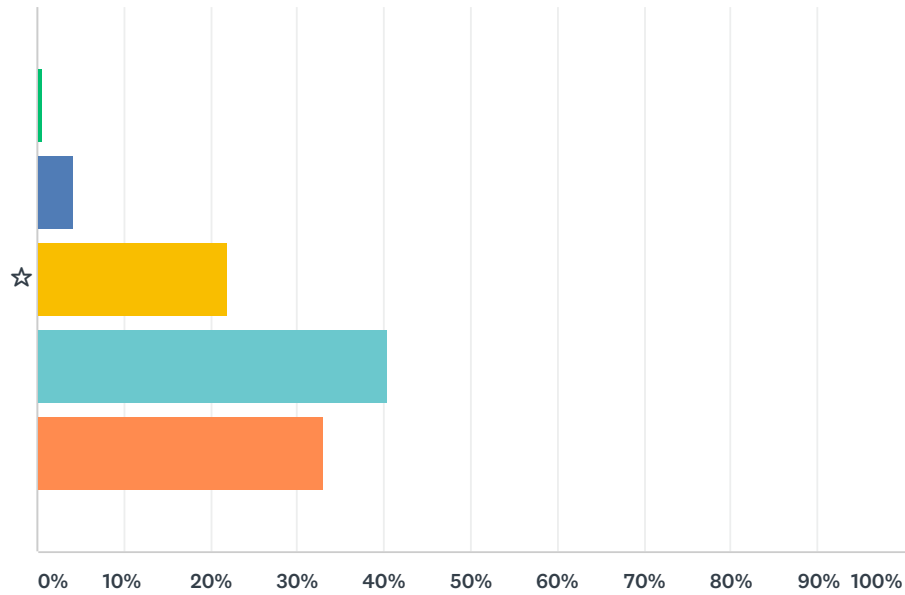
Answered: 445 Skipped: 6



	1	2	3	4	5	TOTAL	WEIGHTED AVERAGE
☆	0.67% 3	7.42% 33	21.57% 96	36.18% 161	34.16% 152	445	3.96

Q7 Esprimi un giudizio da 0 a 5 su: intrattenimento durante il weekend (la musica e gli speaker)

Answered: 439 Skipped: 12

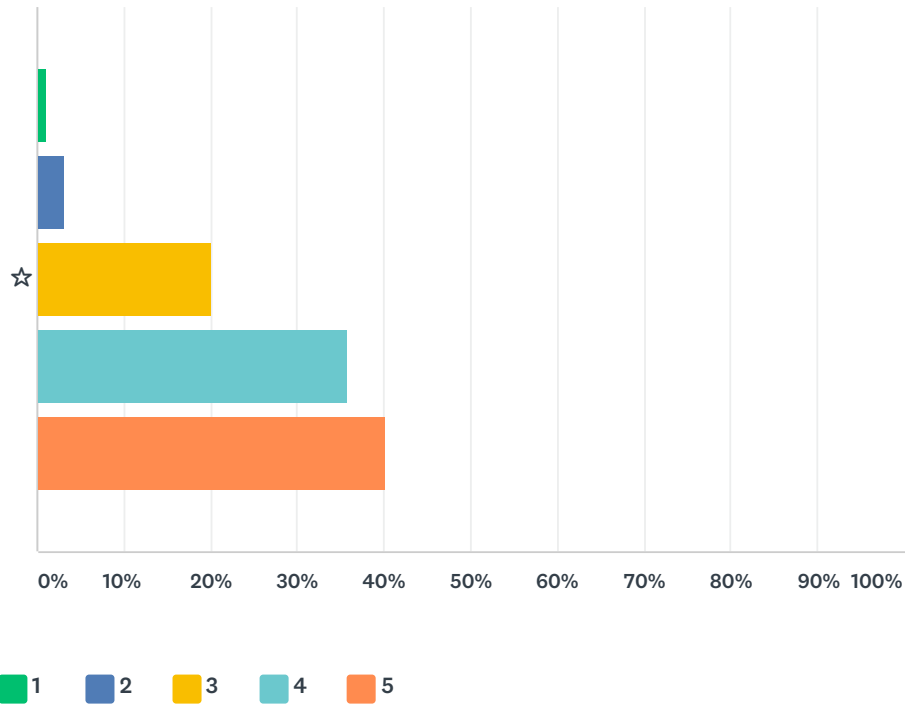


■ 1
 ■ 2
 ■ 3
 ■ 4
 ■ 5

	1	2	3	4	5	TOTAL	WEIGHTED AVERAGE
☆	0.68% 3	4.10% 18	21.87% 96	40.32% 177	33.03% 145	439	4.01

Q8 Esprimi un giudizio da 0 a 5 su: animazione STELVIO KIDS per i bambini

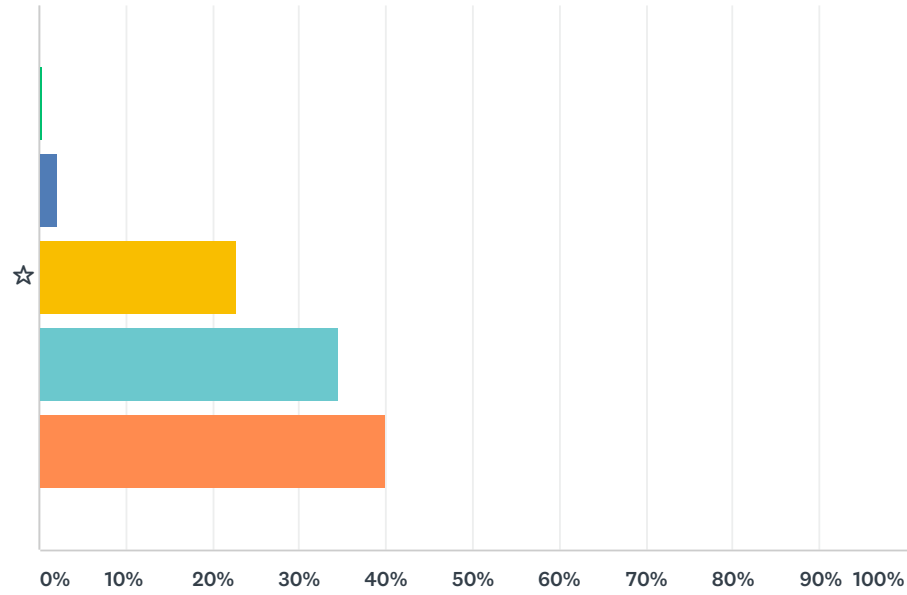
Answered: 384 Skipped: 67



	1	2	3	4	5	TOTAL	WEIGHTED AVERAGE
☆	1.04% 4	3.13% 12	20.05% 77	35.68% 137	40.10% 154	384	4.11

Q9 Esprimi un giudizio da 0 a 5 su: briefing PreGara

Answered: 417 Skipped: 34

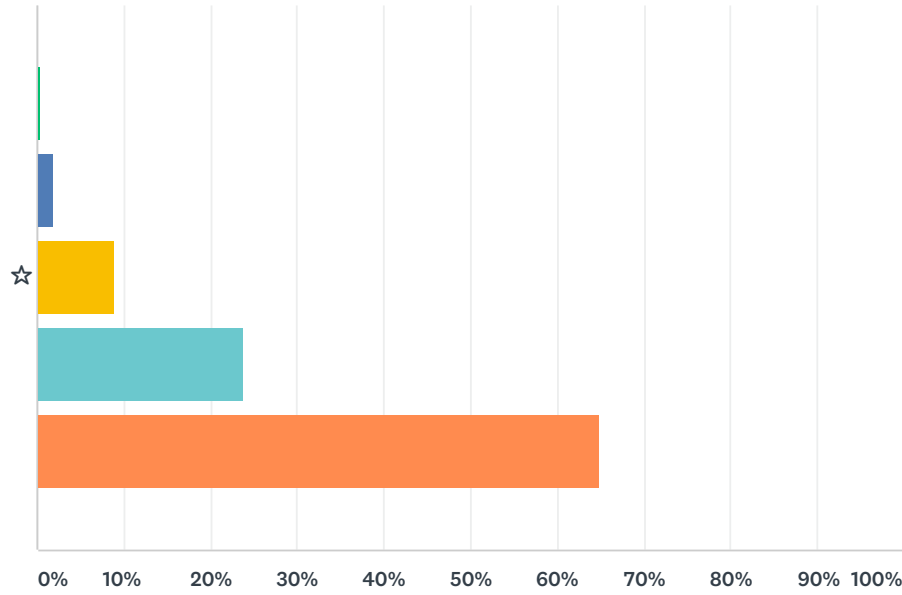


■ 1
 ■ 2
 ■ 3
 ■ 4
 ■ 5

	1	2	3	4	5	TOTAL	WEIGHTED AVERAGE
☆	0.48% 2	2.16% 9	22.78% 95	34.53% 144	40.05% 167	417	4.12

Q10 Esprimi un giudizio da 0 a 5 su: foglio firme

Answered: 444 Skipped: 7

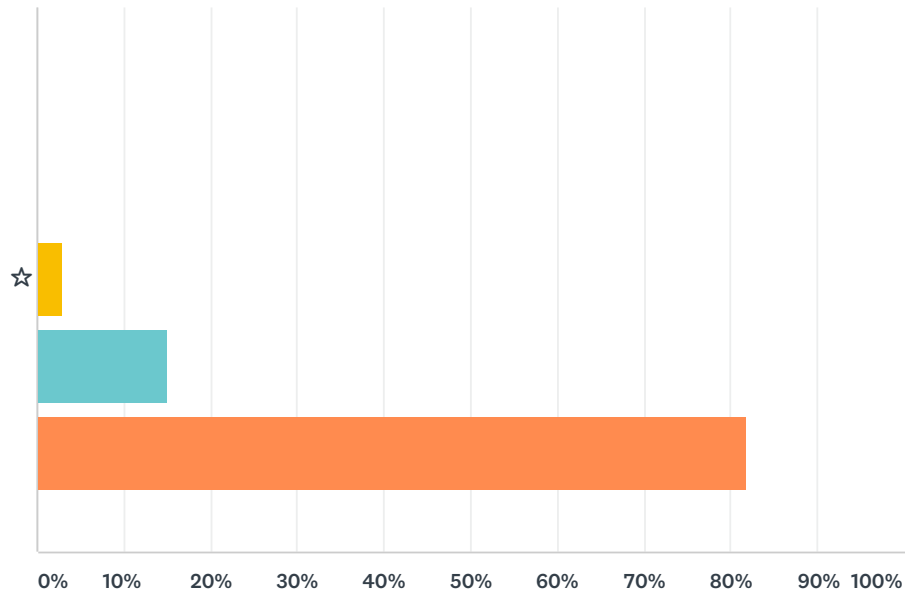


■ 1
 ■ 2
 ■ 3
 ■ 4
 ■ 5

	1	2	3	4	5	TOTAL	WEIGHTED AVERAGE
☆	0.45% 2	1.80% 8	9.01% 40	23.87% 106	64.86% 288	444	4.51

Q11 Esprimi un giudizio da 0 a 5 su: disponibilità dello staff

Answered: 451 Skipped: 0

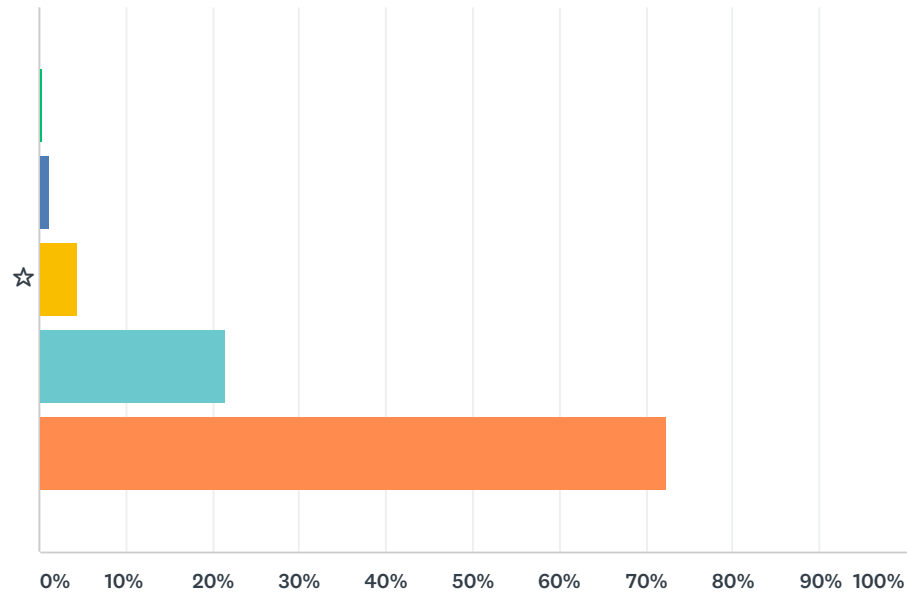


■ 1
 ■ 2
 ■ 3
 ■ 4
 ■ 5

	1	2	3	4	5	TOTAL	WEIGHTED AVERAGE
☆	0.00% 0	0.22% 1	2.88% 13	15.08% 68	81.82% 369	451	4.78

Q12 Esprimi un giudizio da 0 a 5 su: sicurezza sui percorsi

Answered: 451 Skipped: 0

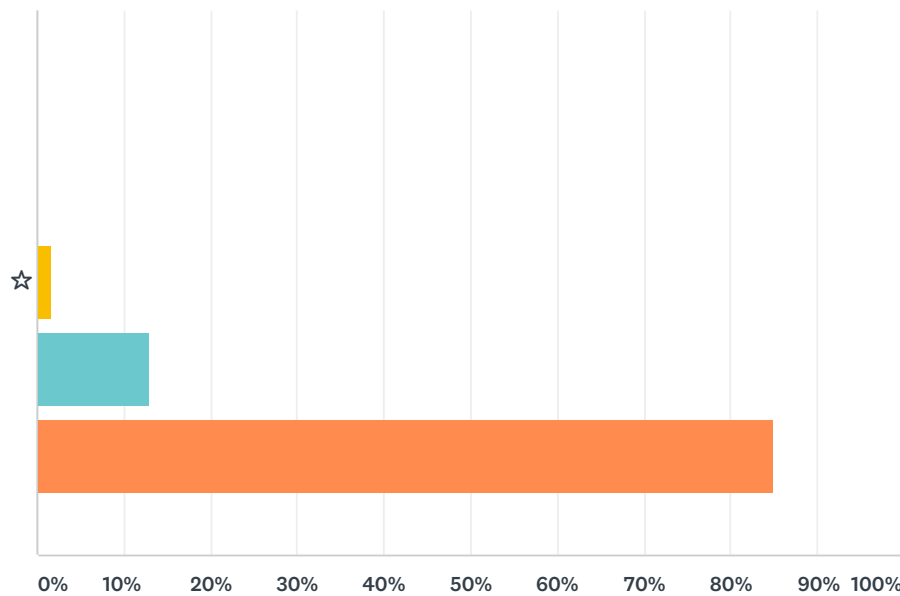


■ 1
 ■ 2
 ■ 3
 ■ 4
 ■ 5

	1	2	3	4	5	TOTAL	WEIGHTED AVERAGE
☆	0.44% 2	1.33% 6	4.43% 20	21.51% 97	72.28% 326	451	4.64

Q13 Esprimi un giudizio da 0 a 5 su: ristoranti

Answered: 450 Skipped: 1

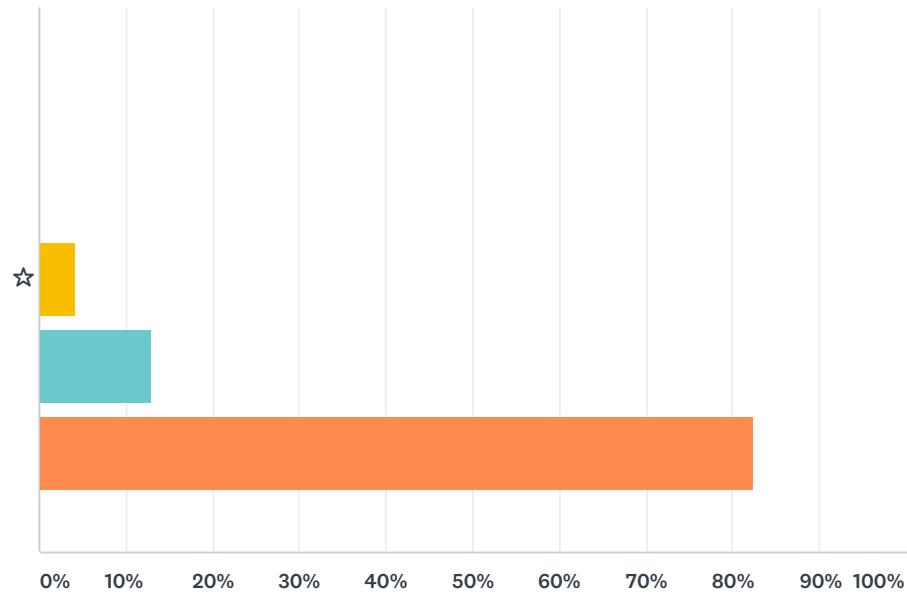


■ 1
 ■ 2
 ■ 3
 ■ 4
 ■ 5

	1	2	3	4	5	TOTAL	WEIGHTED AVERAGE
☆	0.22% 1	0.22% 1	1.78% 8	12.89% 58	84.89% 382	450	4.82

Q14 Esprimi un giudizio da 0 a 5 su: AREE GREEN

Answered: 447 Skipped: 4

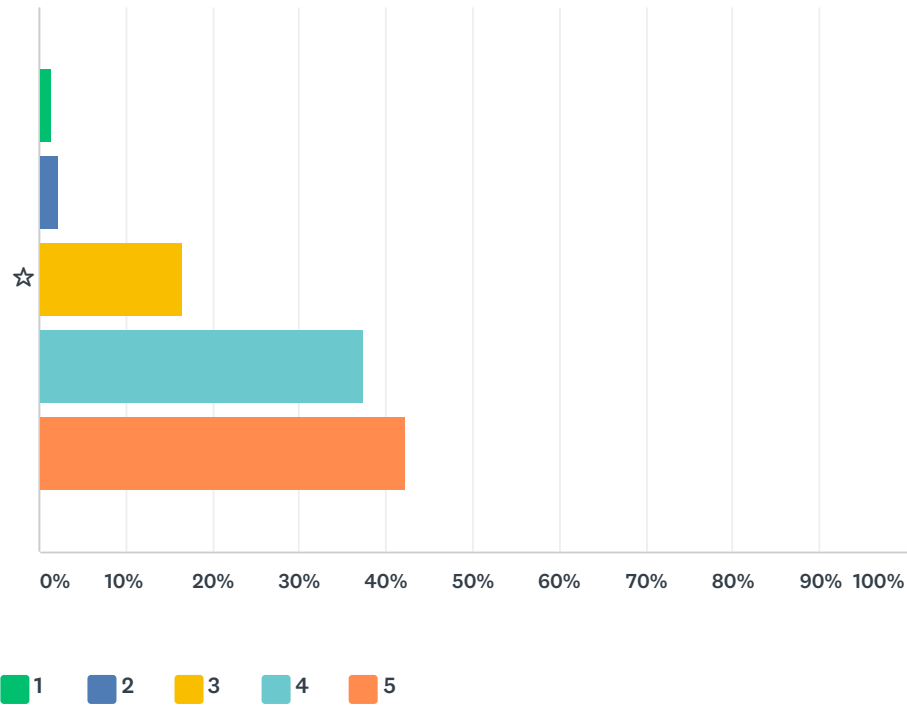


■ 1
 ■ 2
 ■ 3
 ■ 4
 ■ 5

	1	2	3	4	5	TOTAL	WEIGHTED AVERAGE
☆	0.22% 1	0.22% 1	4.25% 19	12.98% 58	82.33% 368	447	4.77

Q15 Esprimi un giudizio da 0 a 5 su: cerimonia di premiazione

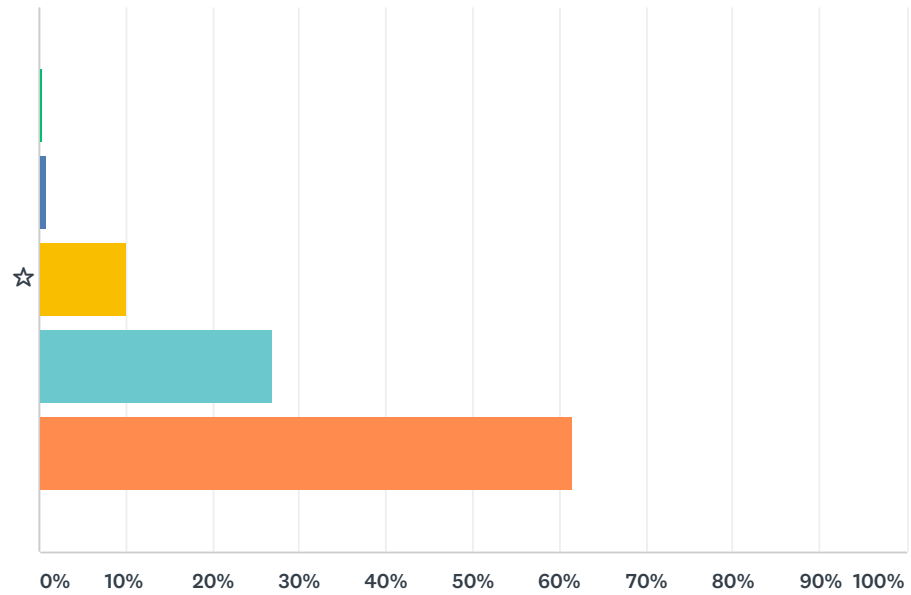
Answered: 409 Skipped: 42



	1	2	3	4	5	TOTAL	WEIGHTED AVERAGE
☆	1.47% 6	2.20% 9	16.63% 68	37.41% 153	42.30% 173	409	4.17

Q16 Esprimi un parere da 0 a 5 su: pasta party

Answered: 429 Skipped: 22

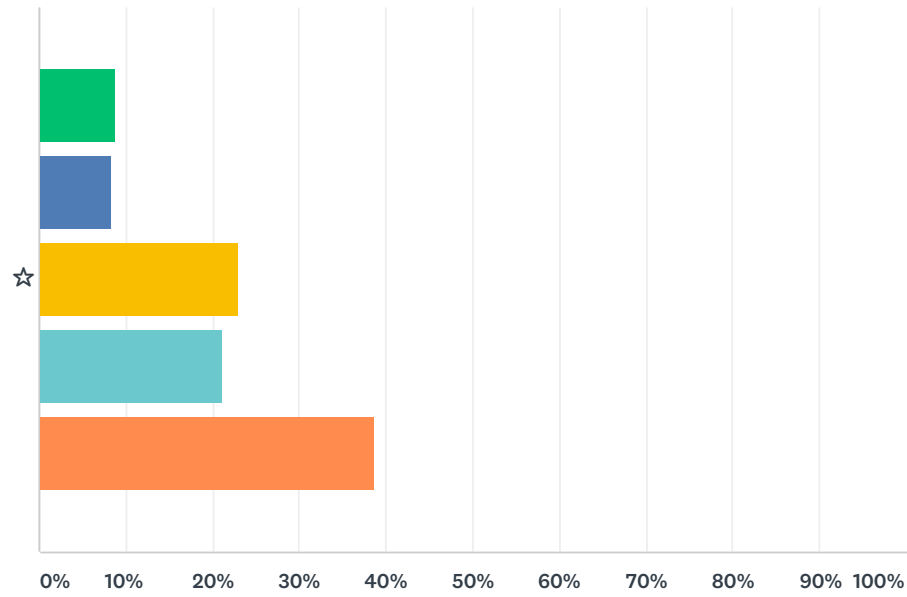


■ 1
 ■ 2
 ■ 3
 ■ 4
 ■ 5

	1	2	3	4	5	TOTAL	WEIGHTED AVERAGE
☆	0.47% 2	0.93% 4	10.02% 43	27.04% 116	61.54% 264	429	4.48

Q17 Esprimi un parere da 0 a 5 sul percorso CORTO

Answered: 308 Skipped: 143

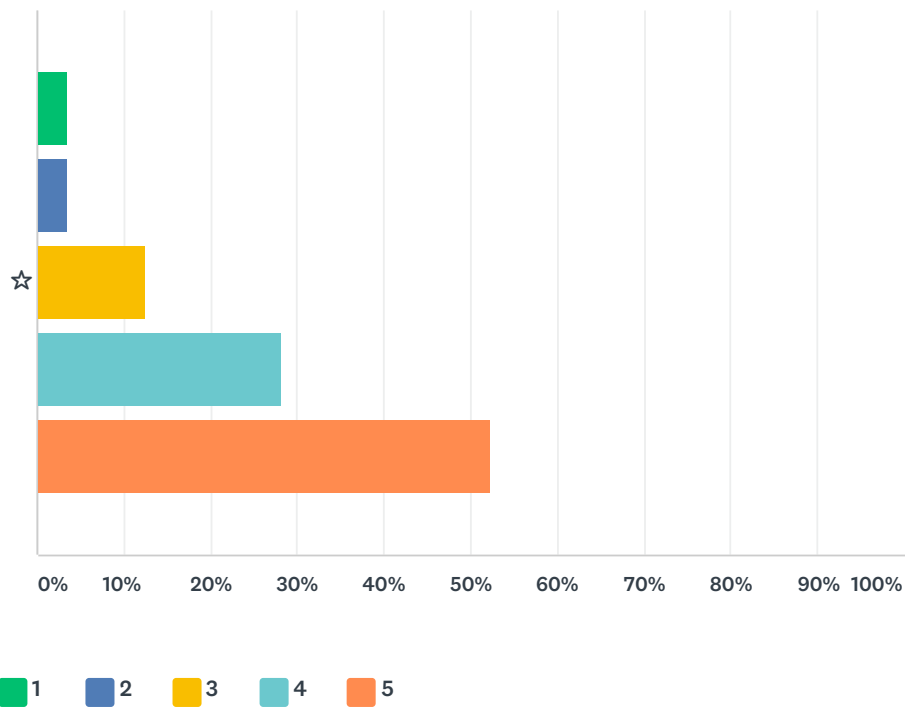


■ 1
 ■ 2
 ■ 3
 ■ 4
 ■ 5

	1	2	3	4	5	TOTAL	WEIGHTED AVERAGE
☆	8.77% 27	8.44% 26	23.05% 71	21.10% 65	38.64% 119	308	3.72

Q18 Esprimi un parere da 0 a 5 sul percorso MEDIO

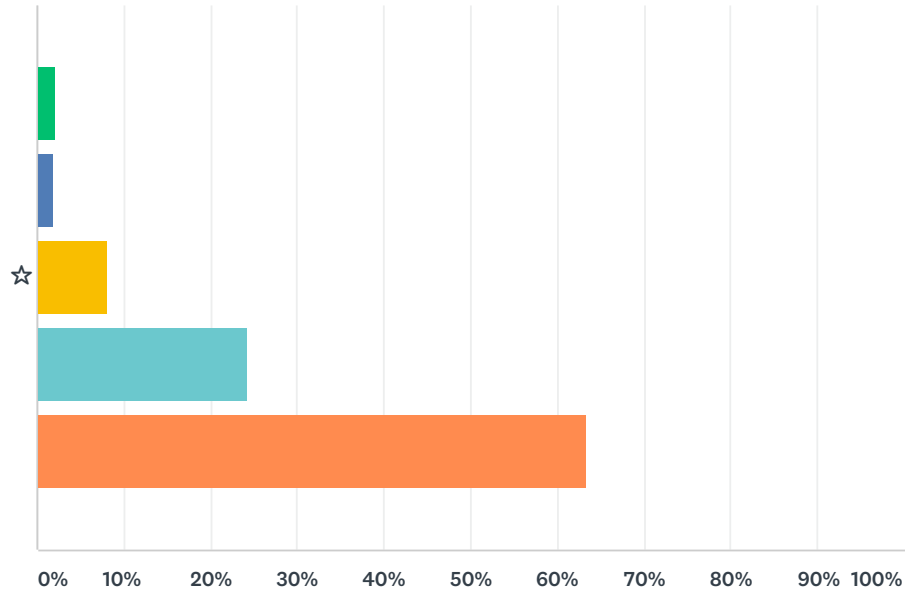
Answered: 344 Skipped: 107



	1	2	3	4	5	TOTAL	WEIGHTED AVERAGE
☆	3.49% 12	3.49% 12	12.50% 43	28.20% 97	52.33% 180	344	4.22

Q19 Esprimi un parere da 0 a 5 sul percorso LUNGO

Answered: 367 Skipped: 84



■ 1
 ■ 2
 ■ 3
 ■ 4
 ■ 5

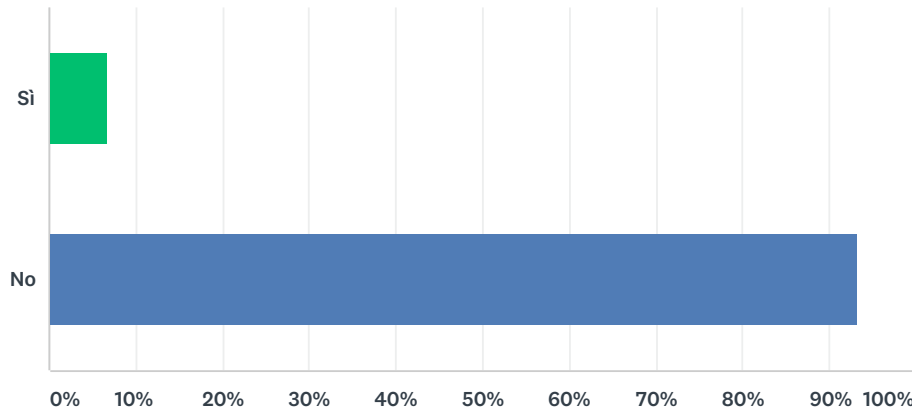
	1	2	3	4	5	TOTAL	WEIGHTED AVERAGE
☆	2.18% 8	1.91% 7	8.17% 30	24.25% 89	63.49% 233	367	4.45

Q20 Lascia un commento personale sui percorsi.

Answered: 297 Skipped: 154

Q21 Hai avuto bisogno dell'assistenza meccanica?

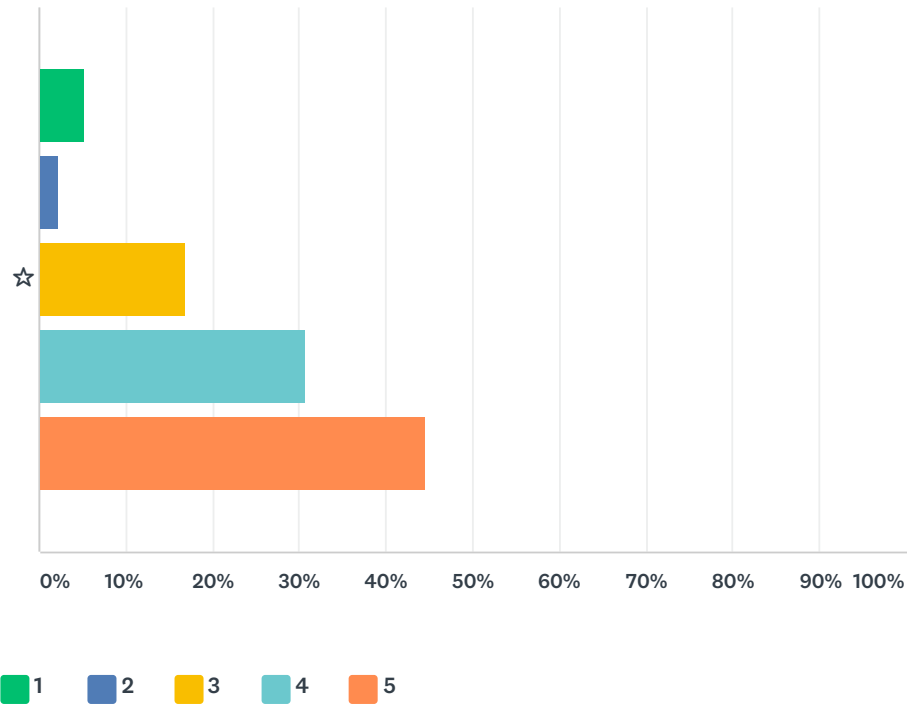
Answered: 444 Skipped: 7



ANSWER CHOICES	RESPONSES	
Si	6.76%	30
No	93.24%	414
Total Respondents: 444		

Q22 Da 0 a 5, come giudichi il servizio di assistenza meccanica?

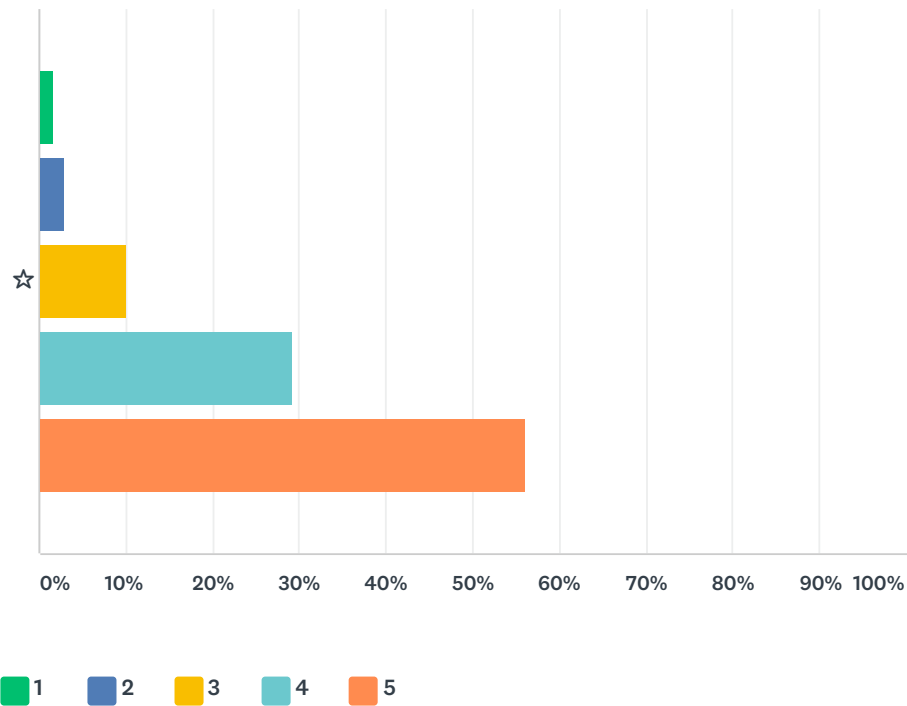
Answered: 253 Skipped: 198



	1	2	3	4	5	TOTAL	WEIGHTED AVERAGE
☆	5.14% 13	2.37% 6	17.00% 43	30.83% 78	44.66% 113	253	4.08

Q23 Da 0 a 5, come valuti la comunicazione relativa alla Gran Fondo Stelvio Santini?

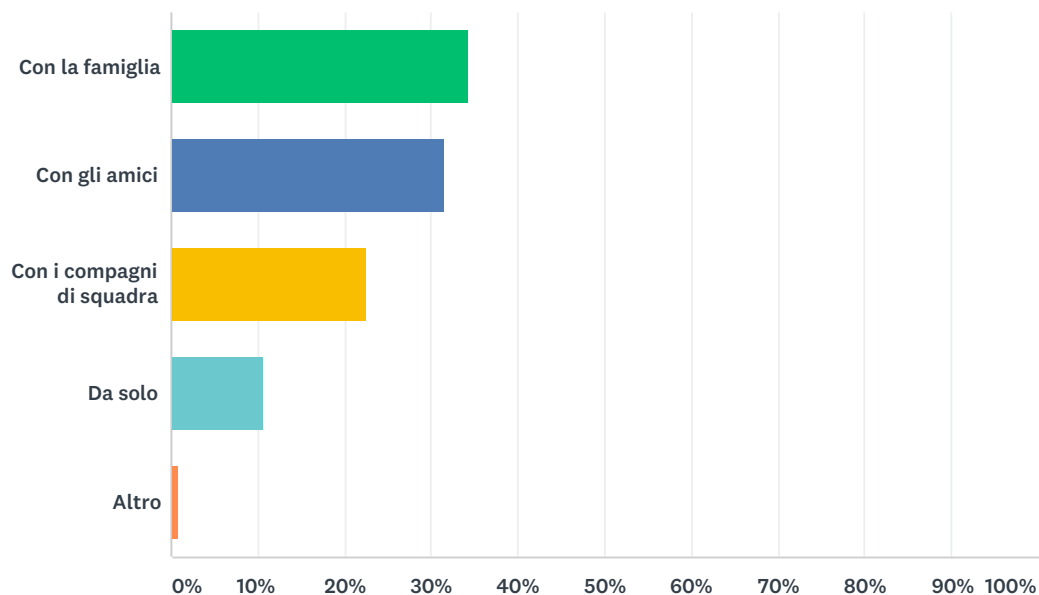
Answered: 430 Skipped: 21



	1	2	3	4	5	TOTAL	WEIGHTED AVERAGE
☆	1.63% 7	3.02% 13	10.00% 43	29.30% 126	56.05% 241	430	4.35

Q24 Di solito con chi ti accompagni alle gare a cui partecipi?

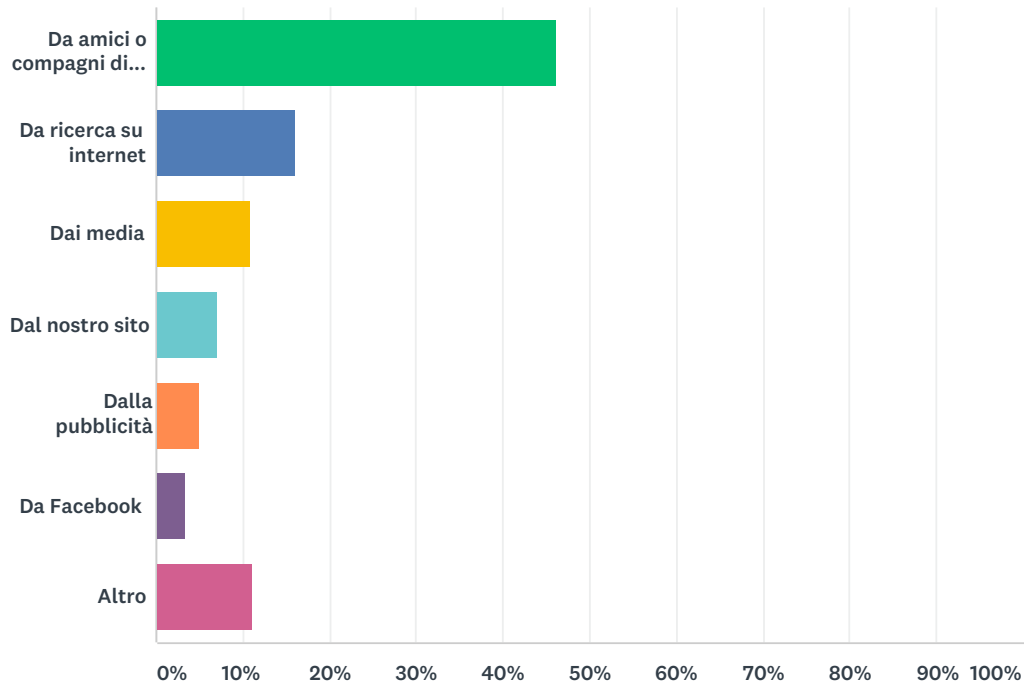
Answered: 450 Skipped: 1



ANSWER CHOICES	RESPONSES	
Con la famiglia	34.22%	154
Con gli amici	31.56%	142
Con i compagni di squadra	22.67%	102
Da solo	10.67%	48
Altro	0.89%	4
TOTAL		450

Q25 Come hai conosciuto il nostro evento?

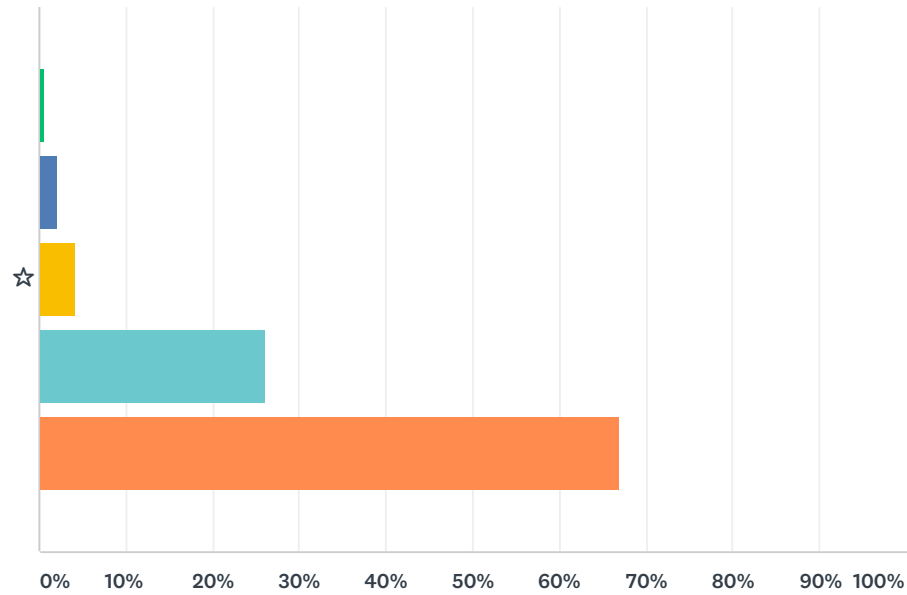
Answered: 449 Skipped: 2



ANSWER CHOICES	RESPONSES	
Da amici o compagni di squadra	46.33%	208
Da ricerca su internet	16.04%	72
Dai media	10.91%	49
Dal nostro sito	7.13%	32
Dalla pubblicità	5.12%	23
Da Facebook	3.34%	15
Altro	11.14%	50
TOTAL		449

Q26 Da 0 a 5, quanto l'evento Granfondo Stelvio Santini ha soddisfatto le tue aspettative?

Answered: 448 Skipped: 3

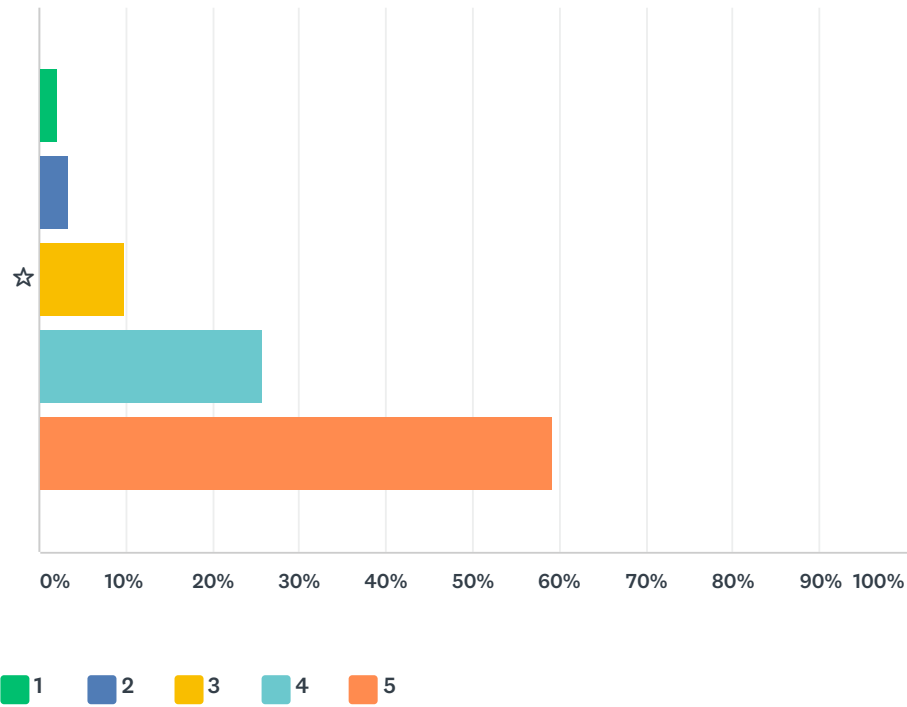


■ 1
 ■ 2
 ■ 3
 ■ 4
 ■ 5

	1	2	3	4	5	TOTAL	WEIGHTED AVERAGE
☆	0.67% 3	2.01% 9	4.24% 19	26.12% 117	66.96% 300	448	4.57

Q27 Da 0 a 5 (da per niente probabile a molto probabile) quante probabilità ci sono nella tua partecipazione a future edizioni del nostro evento?

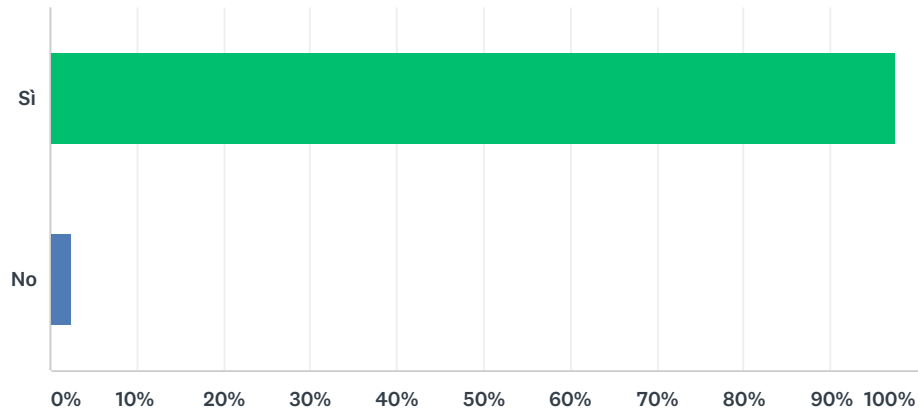
Answered: 448 Skipped: 3



	1	2	3	4	5	TOTAL	WEIGHTED AVERAGE
☆	2.01% 9	3.35% 15	9.82% 44	25.67% 115	59.15% 265	448	4.37

Q28 Consigliaresti la Gran Fondo Stelvio Santini ad un amico?

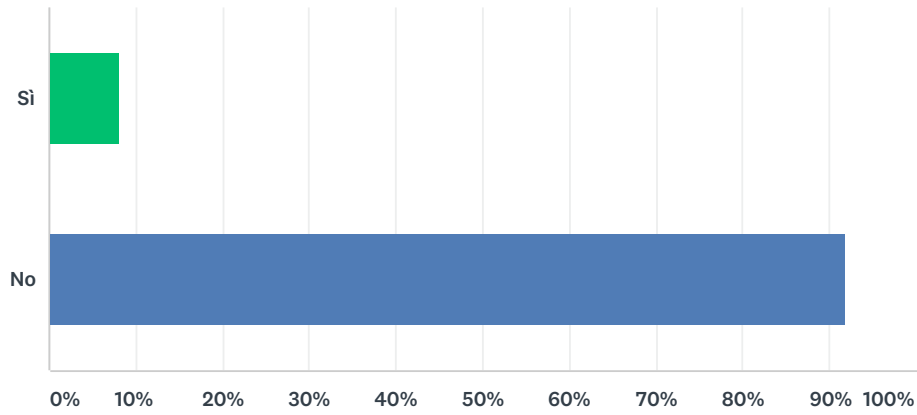
Answered: 447 Skipped: 4



ANSWER CHOICES	RESPONSES	
Si	97.54%	436
No	2.46%	11
TOTAL		447

Q29 Conoscevi World Bicycle Relief prima di questa manifestazione?

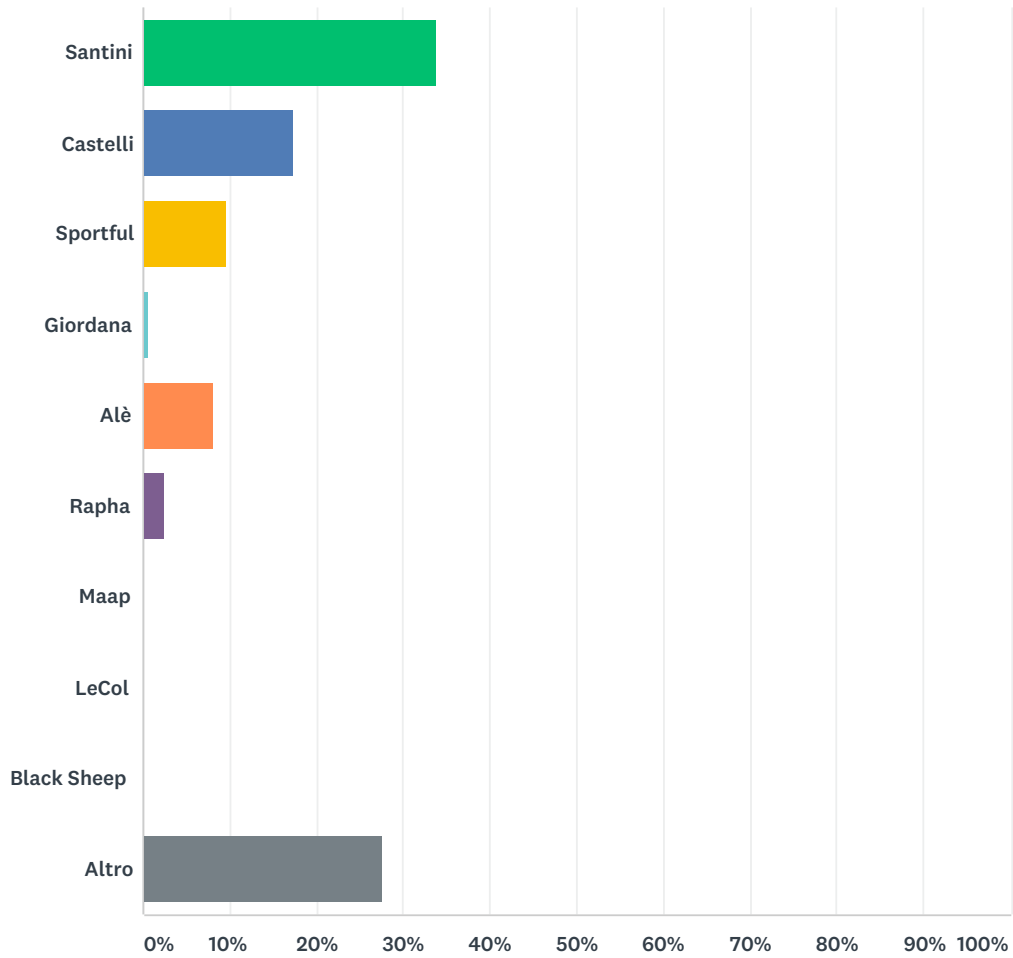
Answered: 446 Skipped: 5



ANSWER CHOICES	RESPONSES	
Si	8.07%	36
No	91.93%	410
TOTAL		446

Q30 Quale brand di abbigliamento utilizzi abitualmente?

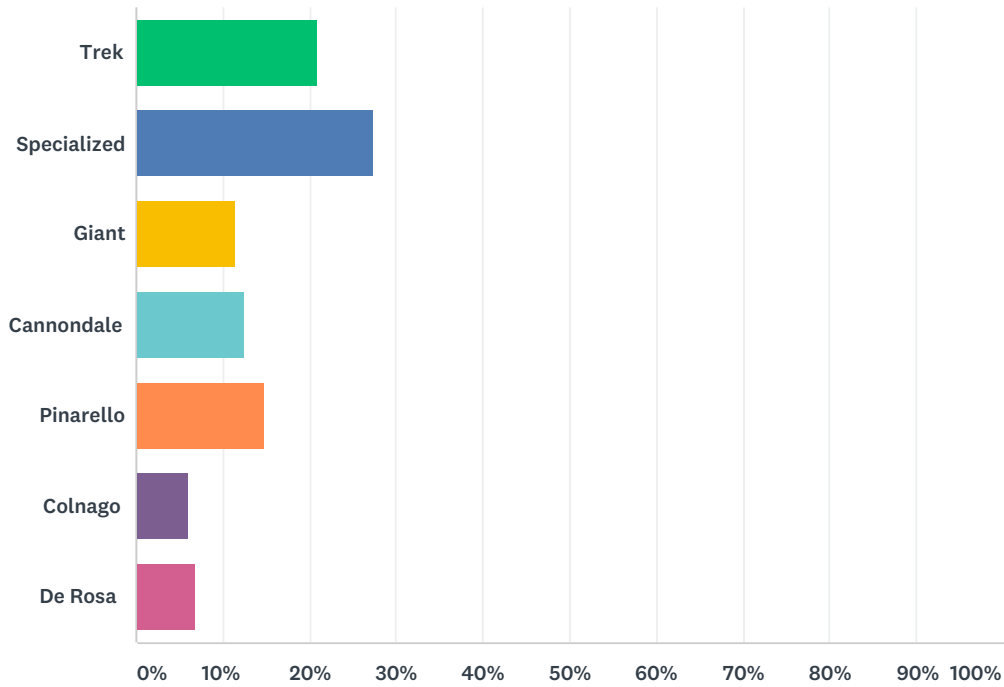
Answered: 445 Skipped: 6



ANSWER CHOICES	RESPONSES	
Santini	33.93%	151
Castelli	17.30%	77
Sportful	9.66%	43
Giordana	0.67%	3
Alè	8.09%	36
Rapha	2.47%	11
Maap	0.00%	0
LeCol	0.22%	1
Black Sheep	0.00%	0
Altro	27.64%	123
TOTAL		445

Q31 Con quale bicicletta pedali?

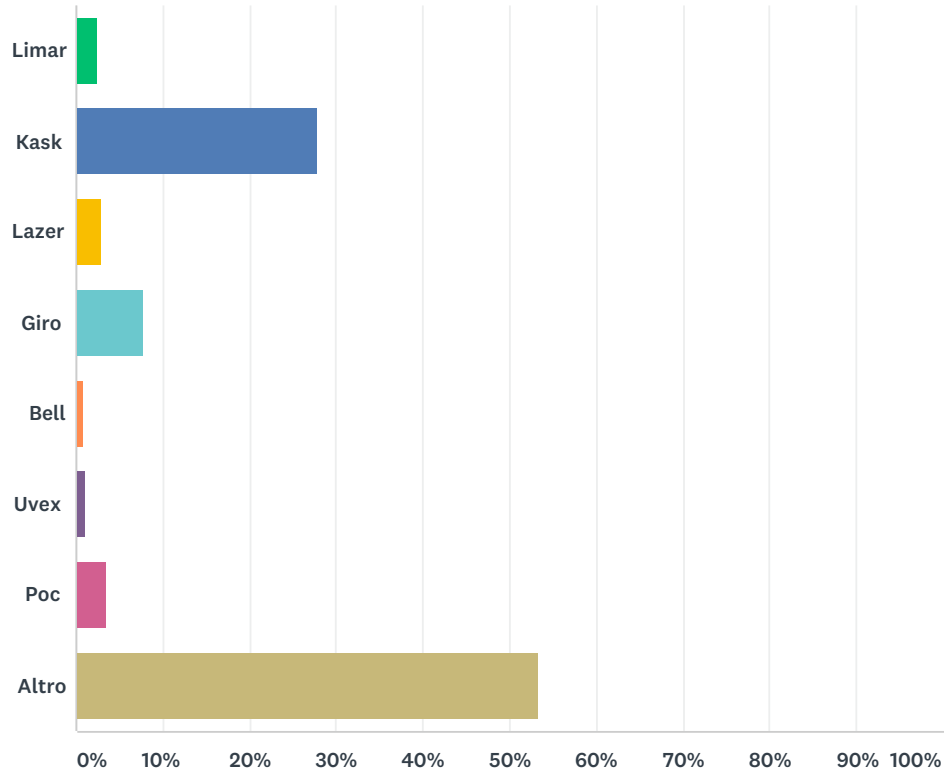
Answered: 263 Skipped: 188



ANSWER CHOICES	RESPONSES	
Trek	20.91%	55
Specialized	27.38%	72
Giant	11.41%	30
Cannondale	12.55%	33
Pinarello	14.83%	39
Colnago	6.08%	16
De Rosa	6.84%	18
TOTAL		263

Q32 Quale casco usi?

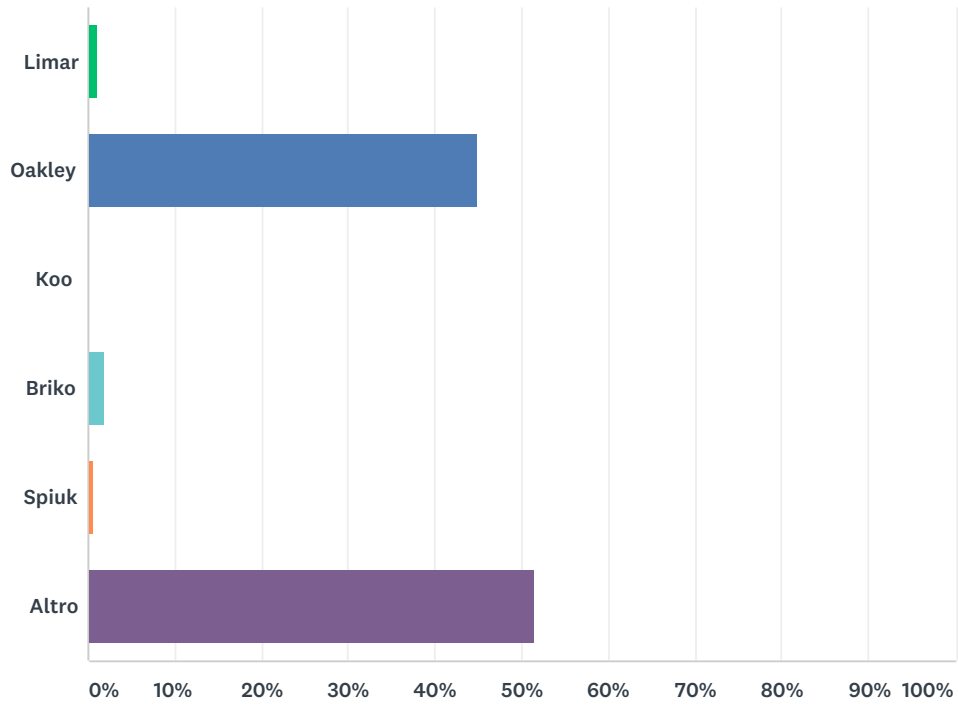
Answered: 440 Skipped: 11



ANSWER CHOICES	RESPONSES
Limar	2.50% 11
Kask	27.73% 122
Lazer	2.95% 13
Giro	7.73% 34
Bell	0.91% 4
Uvex	1.14% 5
Poc	3.64% 16
Altro	53.41% 235
TOTAL	440

Q33 Che marchio di occhiali per bici utilizzi?

Answered: 439 Skipped: 12



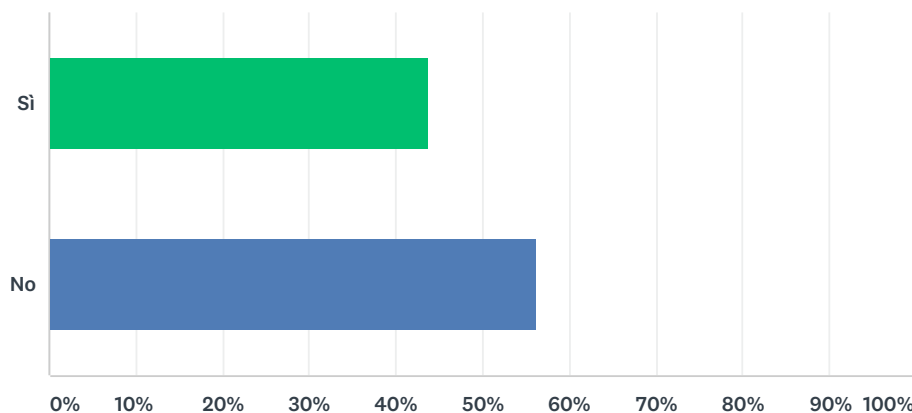
ANSWER CHOICES	RESPONSES	
Limar	1.14%	5
Oakley	44.87%	197
Koo	0.00%	0
Briko	1.82%	8
Spiuk	0.68%	3
Altro	51.48%	226
TOTAL		439

Q34 Che radio ascolti durante i tuoi allenamenti?

Answered: 250 Skipped: 201

Q35 Sei mai stato in una struttura QC terme?

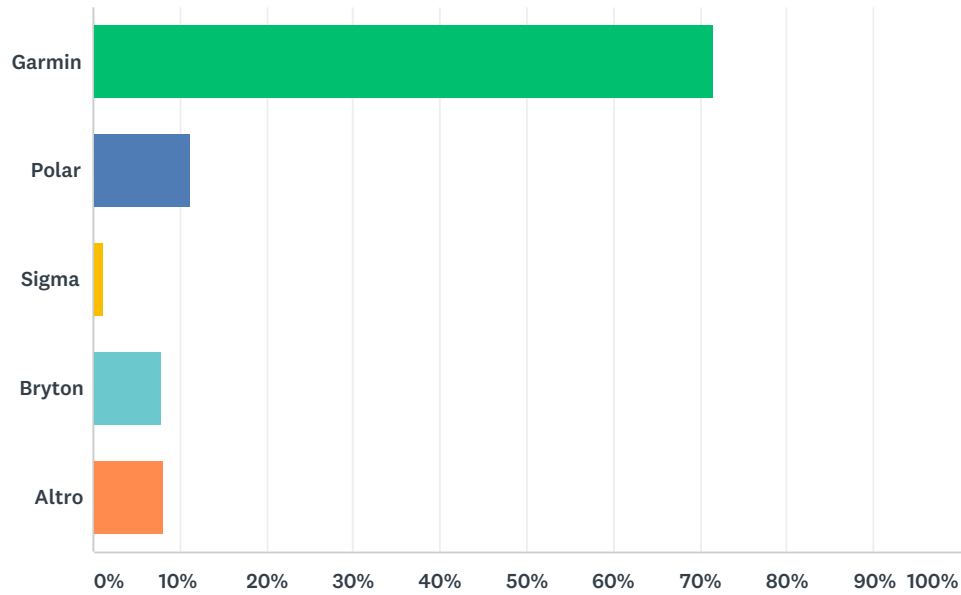
Answered: 444 Skipped: 7



ANSWER CHOICES	RESPONSES	
Si	43.69%	194
No	56.31%	250
TOTAL		444

Q36 Che marchio di ciclocomputer utilizzi?

Answered: 446 Skipped: 5



ANSWER CHOICES	RESPONSES
Garmin	71.52% 319
Polar	11.21% 50
Sigma	1.35% 6
Bryton	7.85% 35
Altro	8.07% 36
TOTAL	446